



LALIGA  
EDITION

Winter 2016



primetime**sport**

LaLiga, Madrid  
February 4<sup>th</sup> 2016



## ***SOCCEREX TRANSFER REVIEW 2016- WINTER WINDOW***

**VISITOR**



- 1. Technical sheet**
- 2. Winter transfer window overview**
- 3. LaLiga on going season review**
- 4. Case study: Chinese SuperLeague**
- 5. European football table 2015/16**
- 6. Conclusions**
- 7. Annexes**

**HOME**







## ABOUT SOCCEREX TRANSFER REVIEW

### MISSION

Soccerex Transfer Review by Prime Time Sport provides since 2009 (originally established as Football Transfer Review) relevant data and insightful and independent analysis on the variables that influence squad designs and player transfers at main European Clubs

### CONTENT

- 2 releases published every year, related to Summer and Winter transfer windows
- The objective is to combine the available data in a way that helps to come-up with insightful analysis, rather than the publication of the information itself
- Addressed to both football industry professionals and those that follow it with special interest

## SPECIFICATIONS

- Data included refer to main divisions of top 5 European leagues ( La Liga, Premier League, Lega Calcio, Bundesliga and Ligue 1)
- Transfer data only include fix amounts.
- Year to year comparisons refer to winter market only, unless otherwise indicated
- Includes transfers that took place until February 1<sup>st</sup> 2016
- Transfer figures are gross of commissions or revenue share with other stake holders
- Sign-up means new player arrivals (not total number of registered players) and Exits players leaving the team (even if on loan)
- “Top European teams”: fix group of teams that according to Prime Time Sport are the most important in Europe (FC Barcelona, Real Madrid, Manchester United, Manchester City, Chelsea, Arsenal, PSG, AC Milan, Inter Milan, Juventus y Bayern Munich).
- On going season review and European Football Table have been produced mainly with 1st half of the season at top 5 European leagues (except where otherwise indicated)
- Sales of players (or stakes of economics rights) to investment funds are not considered by the report
- Matchday 16 is not considered for FC Barcelona and Sporting (17/02/2016)

## TEAM

- Director: Esteve Calzada
- Head of content: Bruno Batlle
- Coordinator: Aleix Piqué
- Analyst: Pere Hernández
- Event host: LaLiga





## SOCCEREX TRANSFER REVIEW 2016- WINTER WINDOW

VISITOR



1. Technical sheet
2. Winter transfer window overview
3. LaLiga on going season review
4. Case study: Chinese SuperLeague
5. European football table 2015/16
6. Conclusions
7. Annexes

HOME







## WINTER 2016 TRANSFER WINDOW TOP 5 EUROPEAN LEAGUES

VISITOR



1. Review Top 5 European leagues

2. LaLiga



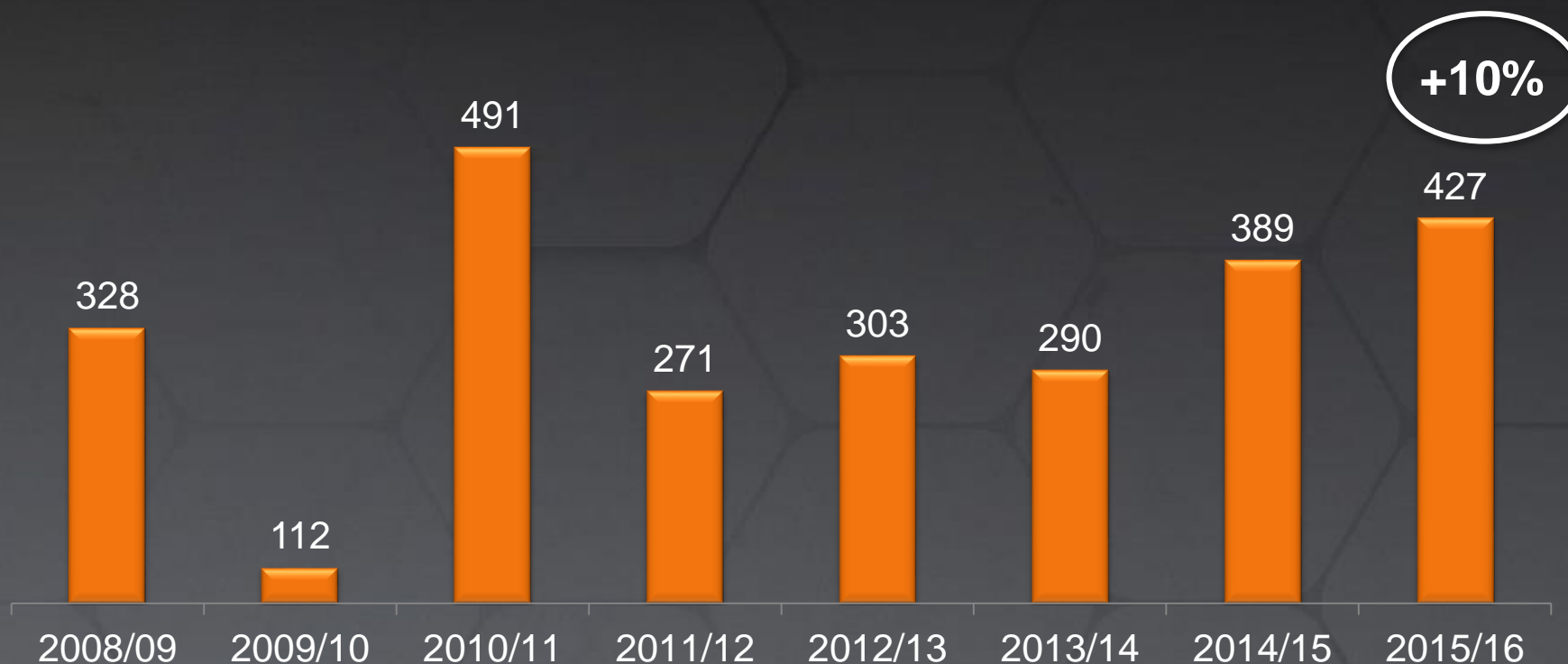
HOME

## BACKGROUND

- ✓ Improved economy across the board due to increased revenues and more strict financial control
- ✓ Irruption of Chinese Super League with strong sides finance wise and high players purchasing capability. Other investments from China include acquisition of shares at European clubs (Manchester City, Espanyol)
- ✓ Winter transfers activity follows a summer window which showed highest investments ever in Premier League (1,169mio€), La Liga (518) and Bundesliga (393) to a 3bio€ record combined investment at top 5 European leagues
- ✓ Significant increase of TV revenues in Spain, as a result of both new centralised sales system and higher sales
- ✓ Great Britain pound exchange rate continues strong vs Euro

## TOTAL INVESTMENT WINTER SIGNINGS- TOP 5 EUROPEAN LEAGUES

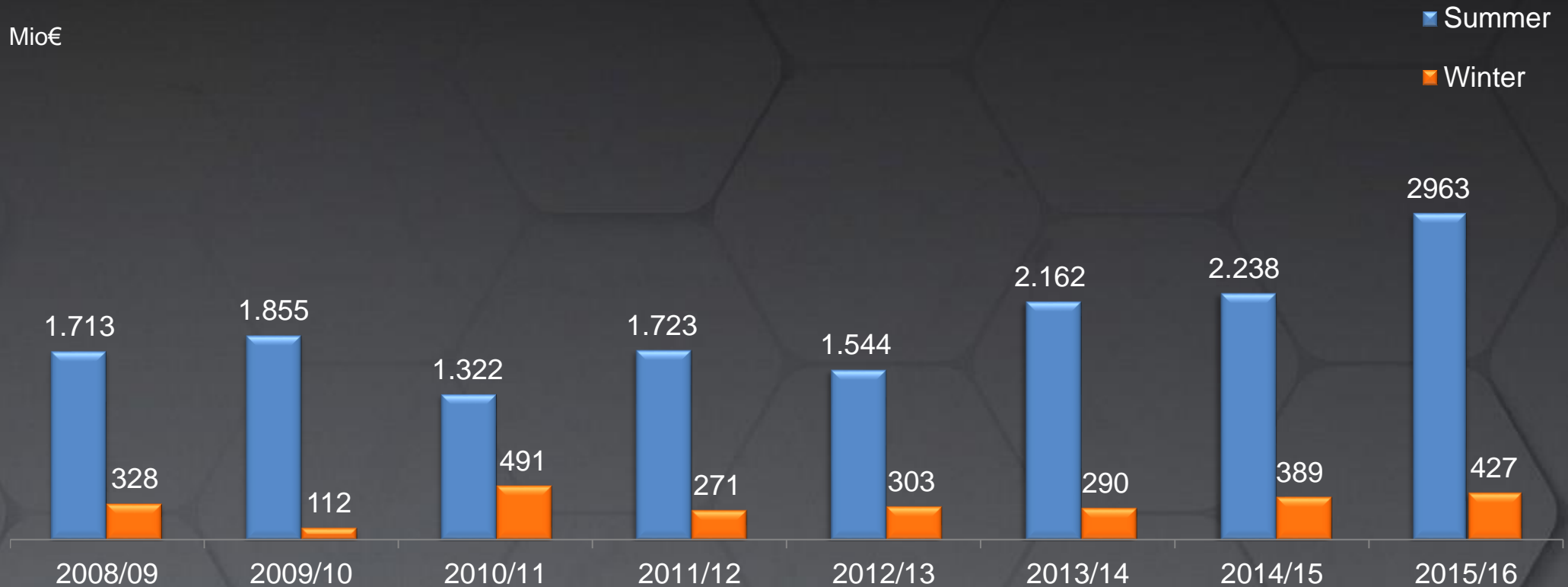
Mio€



Winter transfers total investment in top 5 European Leagues grew 10% to 427mio€, the second highest amount in history



## WINTER TRANSFER VS SUMMER- TOTAL EUROPE



Winter transfer window continues to be a complement to investment taking place in the summer.  
This January it only represented 14% of amount spent in summer (vs 17% last season)



## COMBINED SIGNINGS INVESTMENT SUMMER + WINTER TOP 5 EUROPEAN LEAGUES

Mio€

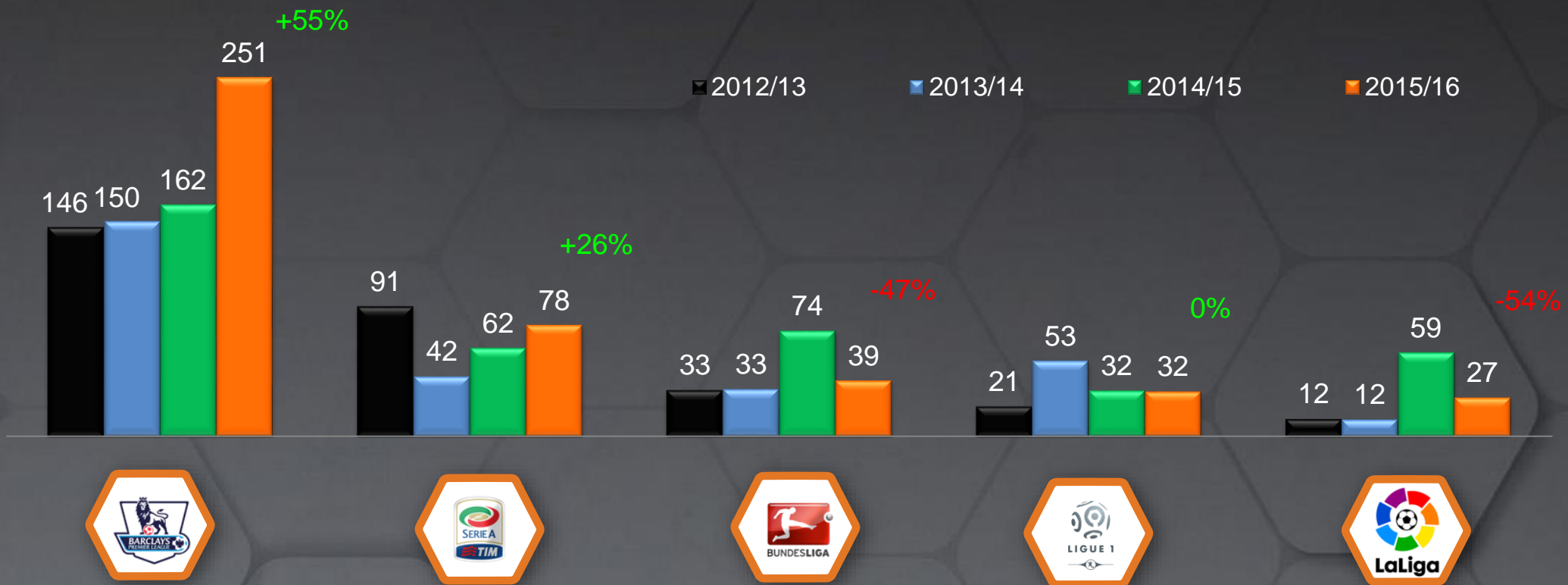


Combined investment of summer and winter transfer windows in top 5 European leagues was almost 3,4bio€, up 29% vs last season and again record high ever



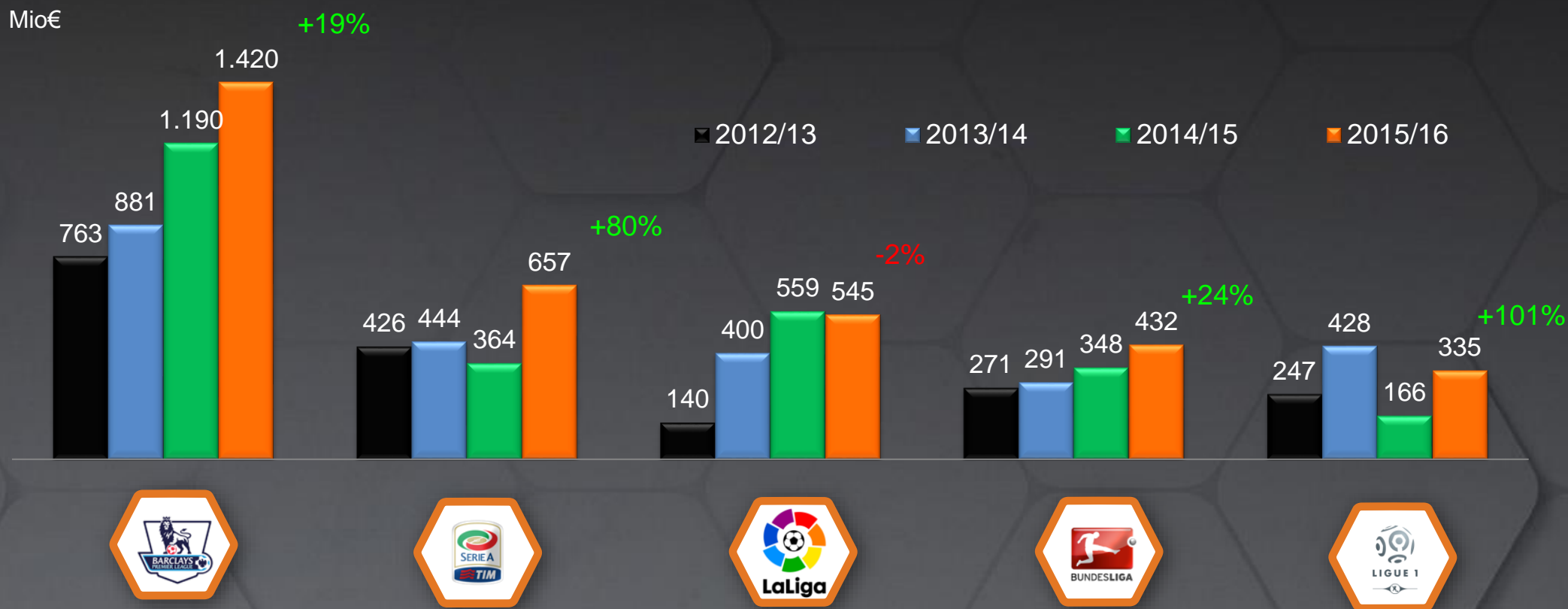
## WINTER WINDOW EXPENDITURE BY LEAGUE

Mio€



Premier League was again the dominant force in Europe, investing 43% more than all other leagues together. SerieA invested 78mio€, followed by Bundesliga (39mio€, -47%), Ligue1 (32mio€, =) and LaLiga (27m€, -54%)

# COMBINED SIGNINGS INVESTMENT SUMMER + WINTER TOP 5 EUROPEAN LEAGUES

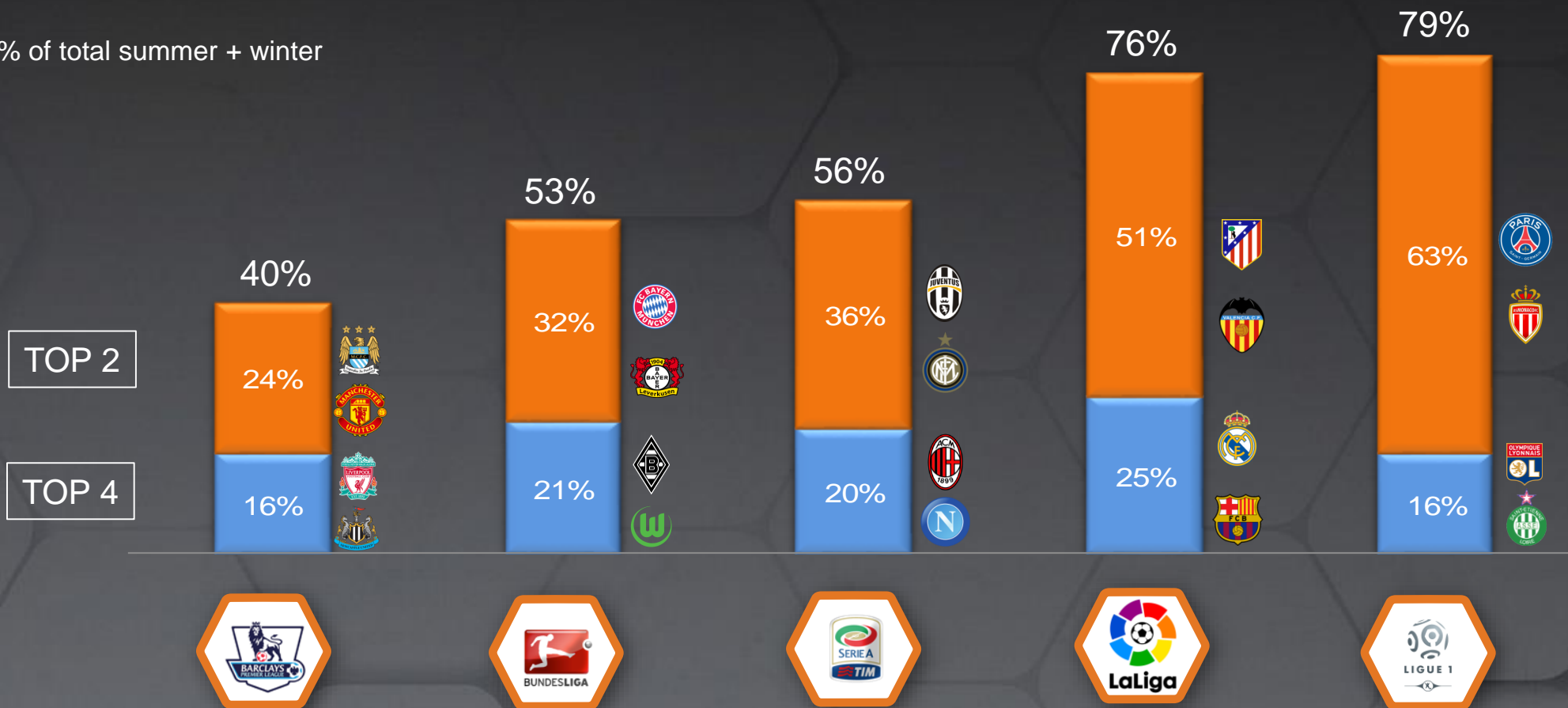


Combined season investment by Premier League clubs was again the highest ever, in excess of 1,4bio€ (+19%). SerieA reached 657mio€, followed by LaLiga (545), Bundesliga (432) and Ligue1 (335)



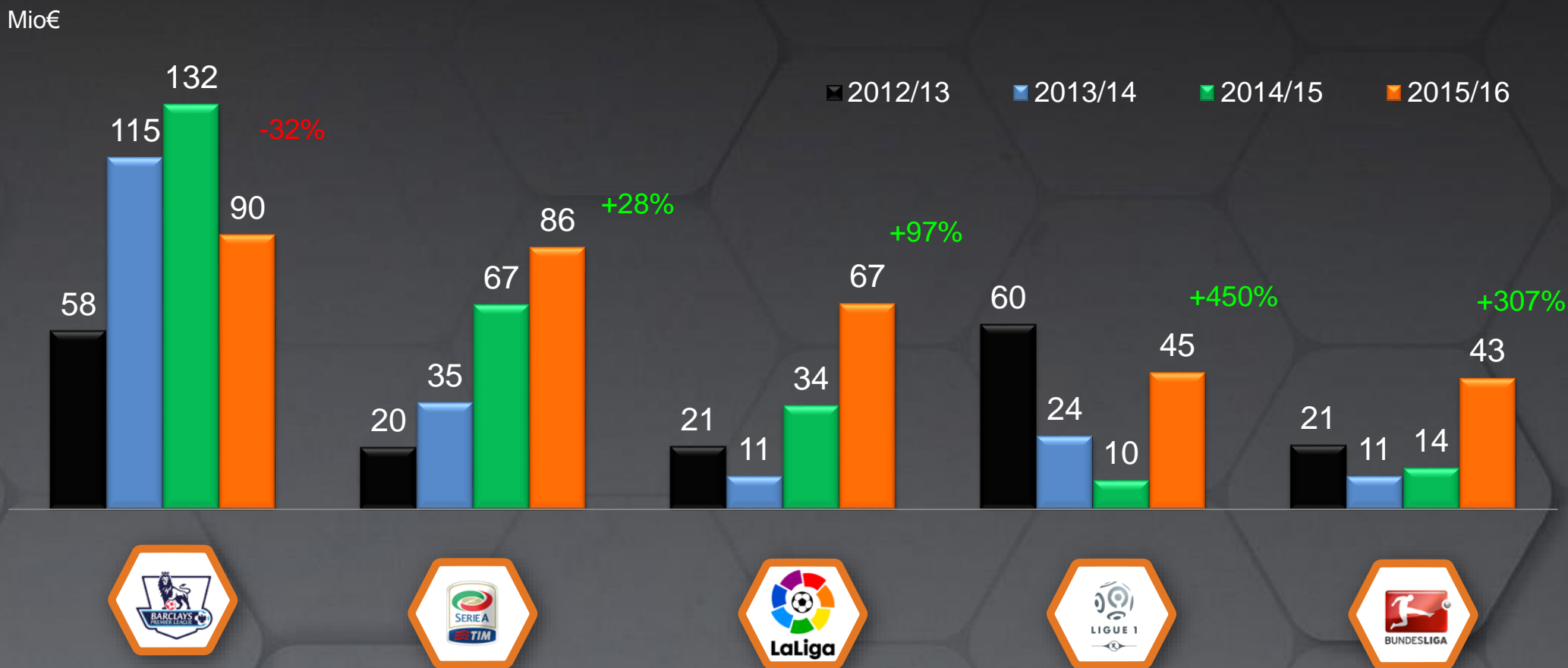
## CONCENTRATION OF INVESTMENT BY TOP SPENDING TEAMS 2015/16

% of total summer + winter



Premier League has the smallest concentration as top 2 teams (ManCity and ManU) account for just 24% of total and top 4 for 40% (+Arsenal and Chelsea). On the opposite side, Ligue1 is most polarized tournament (PSG and Monaco monopolize 63% of investment)

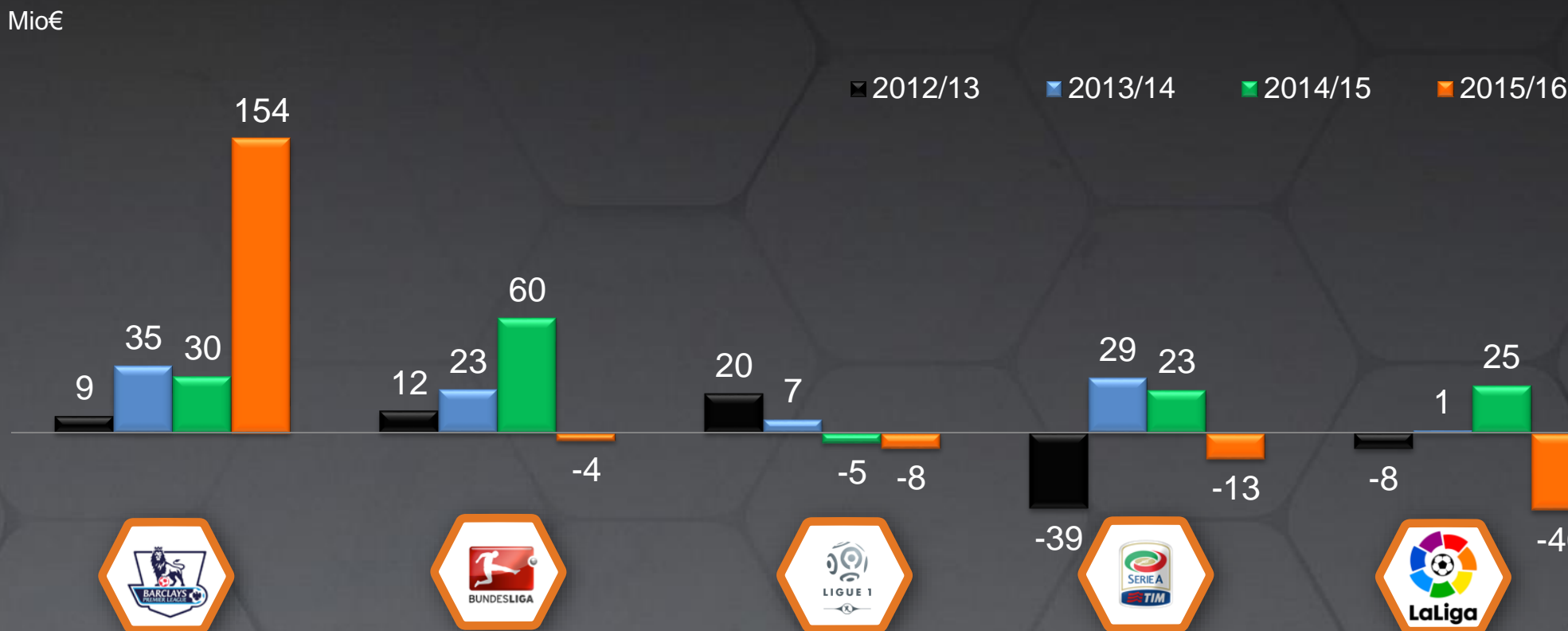
## WINTER WINDOW PLAYER SALES-TOP 5 EUROPEAN LEAGUES



Premier League player sales were down 32% to 90mio€, almost same amount as SerieA. Atlético last minute Jackson sales takes LaLiga to 67mio€, double vs last year



## WINTER WINDOW NET SPENDING-TOP 5 EUROPEAN LEAGUES



Premier League net investment of 154mio€ is a record high while rest of the leagues follow a different trend with negative net investment records. LaLiga leads the negative investment (40mio€) after Jackson's sale

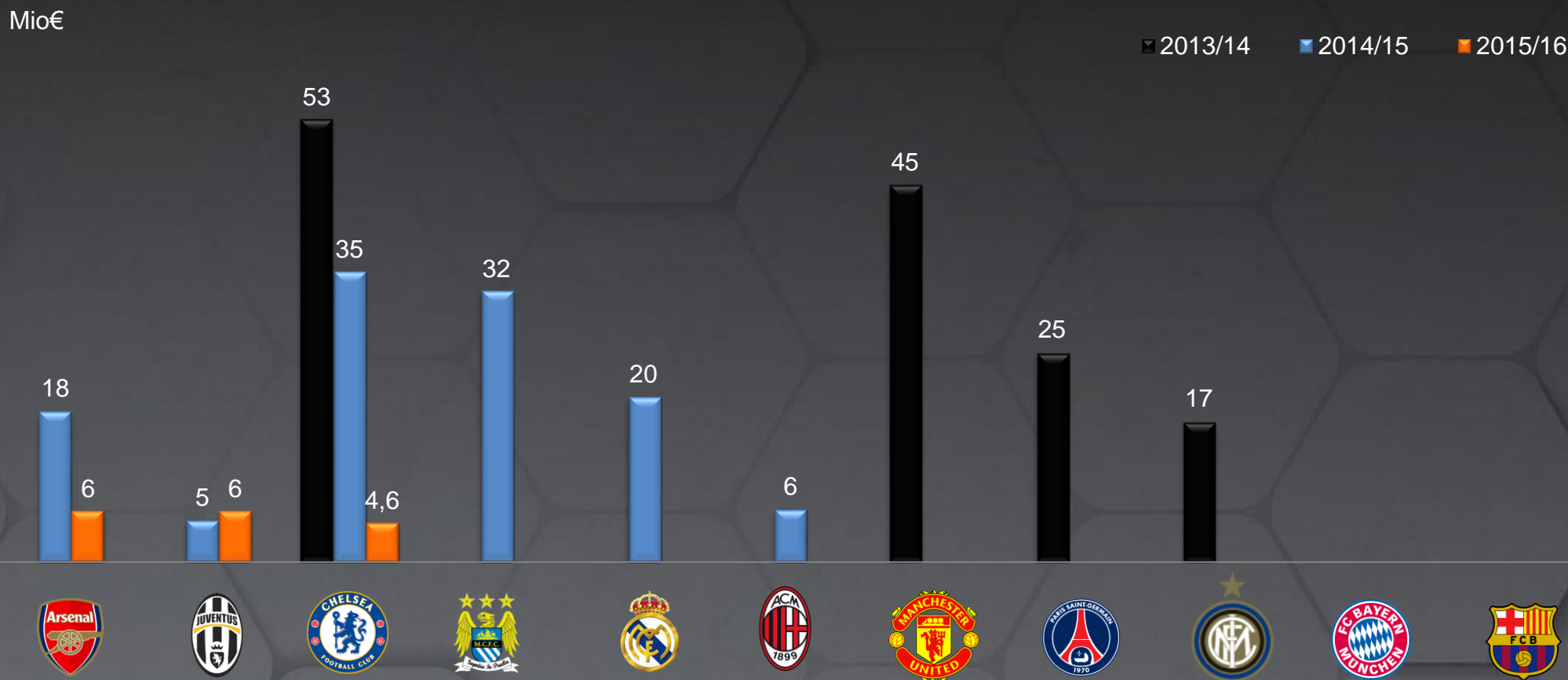
## TOP 10 CLUBS WITH HIGHEST INVESTMENT IN EUROPE



Watford spent more than any other team in Europe. 7 of the top 10 teams in spending play in the Premier League (none in the top 8), including all 3 teams promoted this season



## TOP EUROPEAN TEAMS INVESTMENT RANKING



Only 3 top teams (Arsenal, Juventus and Chelsea) made any investment in January. Bayern and FC Barcelona did not spent any cash on transfer fees for 5th consecutive winter transfer window

# BARÇA VS REAL MADRID WINTER SIGNINGS TRACK RECORD



Season	Players	Cost (mio€)	League Position
2005-06	-	-	1 <sup>o</sup>
2006-07	-	-	1 <sup>o</sup>
2007-08	J.M Pinto	0,4	2 <sup>o</sup> (-7 points)
2008-09	-	-	1 <sup>o</sup>
2009-10	-	-	1 <sup>o</sup>
2010-11	Afelay	3	1 <sup>o</sup>
2011-12	-	-	2 <sup>o</sup> (-5 points)
2012-13	-	-	1 <sup>o</sup>
2013-14	-	-	1 <sup>o</sup>
2014-15	-	-	2 <sup>o</sup> (-1 point)
2015-16	-	-	2 <sup>o</sup>



Season	Players	Cost (mio€)	League Position
2005-06	Cicinho Cassano	5 5,5	3 <sup>o</sup> (-12 points)
2006-07	F.Gago G.Higuaín Marcelo	20 10 6	2 <sup>o</sup> (-1 point)
2007-08	-	-	1 <sup>o</sup>
2008-09	Huntelaar L.Diarra Faubert	20 20 Loan	3 <sup>o</sup> (-12 points)
2009-10	-	-	2 <sup>o</sup> (-5 points)
2010-11	Adebayor	Loan	2 <sup>o</sup> (-7 points)
2011-12	-	-	1 <sup>o</sup>
2012-13	Diego López	3,5	3 <sup>o</sup> (-18 points)
2013-14	-	-	3 <sup>o</sup> (- 3 points)
2014-15	Lucas Silva Ødegaard Marco Asensio	13 2,8 3,9	1 <sup>o</sup>
2015-16	-	-	3 <sup>o</sup> (-2 points)

FC Barcelona has only used winter market in 2 of the last 11 windows.  
Real Madrid uses winter window more often (6 of 11)

## TOP 10 TEAMS IN PLAYER SALES VALUE



Atlético reaches the 1st position in the ranking following Jackson move to China. Chelsea is again in the top 2 of winter window, topping sales tables for 3<sup>rd</sup> year in a row. Porto's sale of Imbula to Stoke gets it in 3<sup>rd</sup> position in Europe

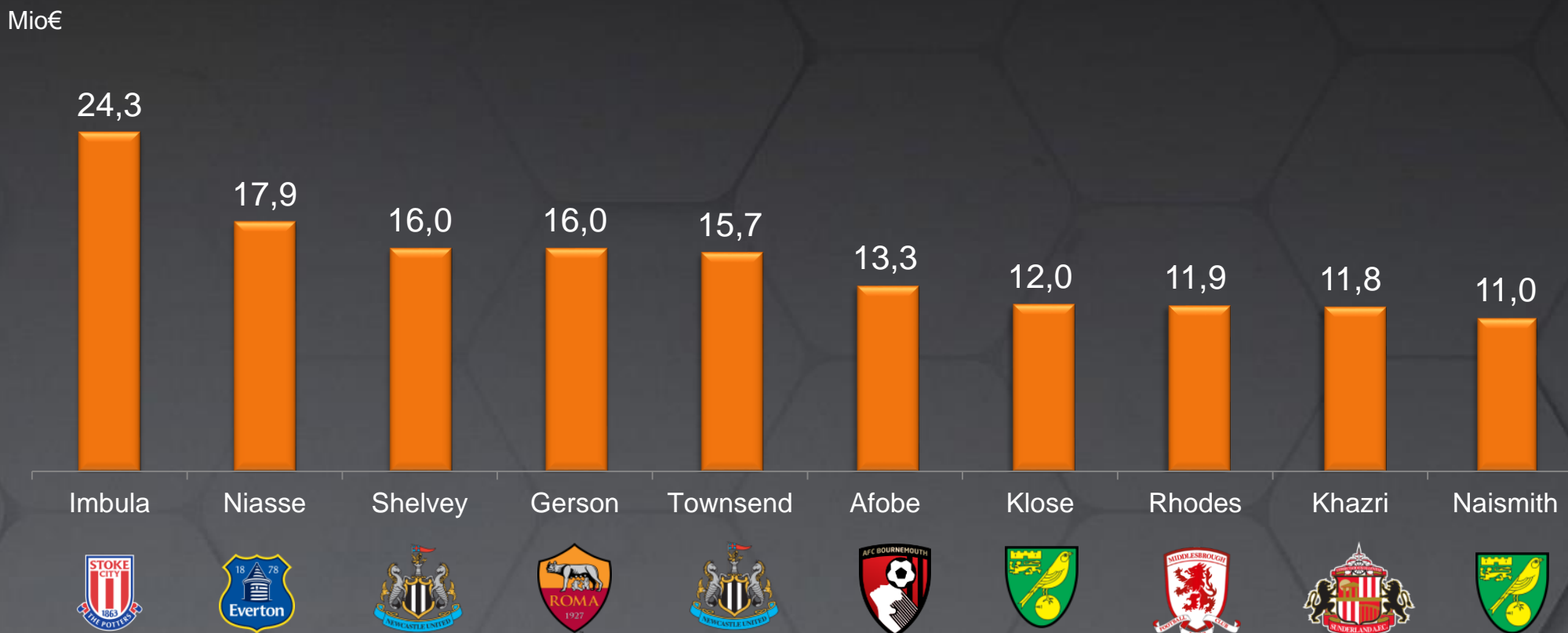


## RANKING TOP EUROPEAN TEAMS IN PLAYER SALES



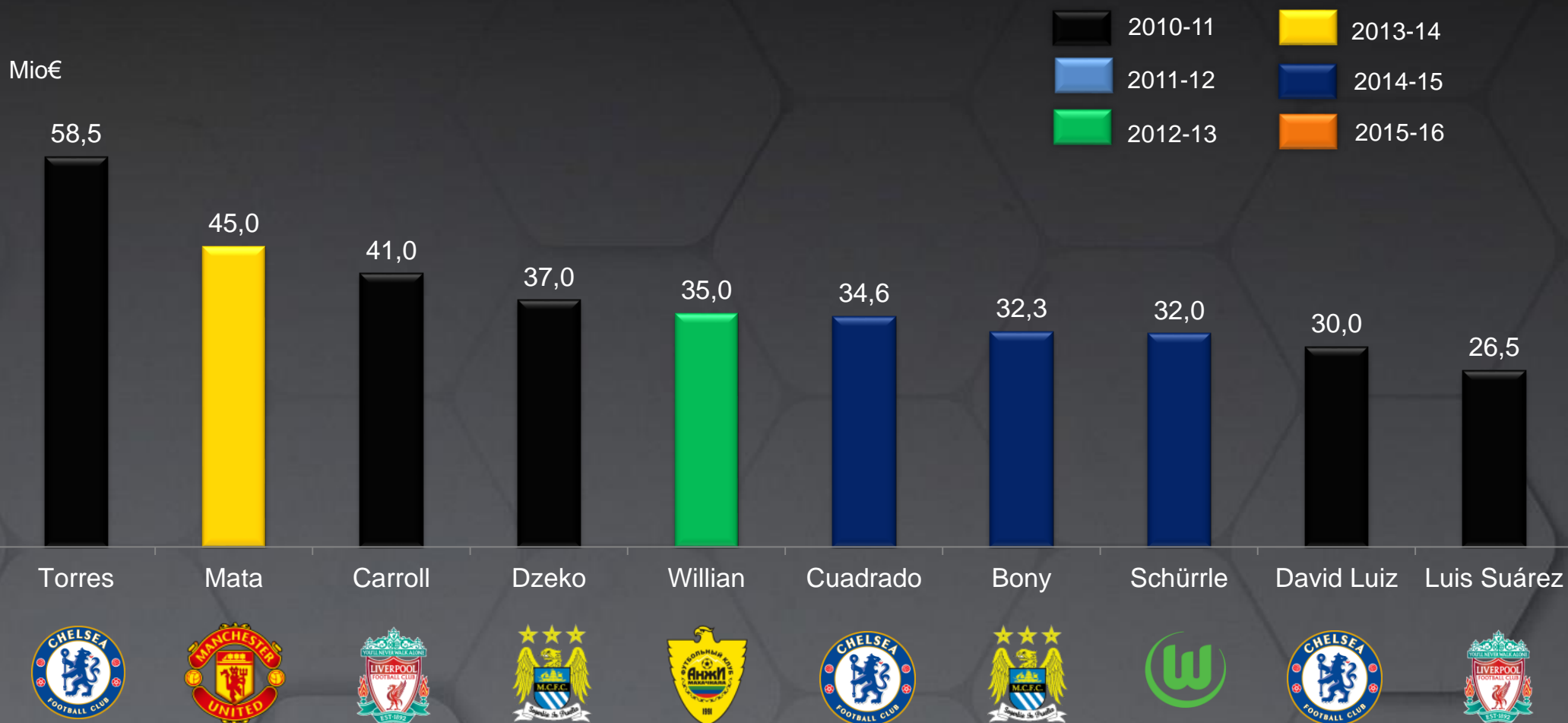
Chelsea is the top club with highest sales activity for 3<sup>rd</sup> consecutive year, followed at distance by Inter Milan. Virtually no activity recorded in most top clubs

## TOP 10 MOST EXPENSIVE WINTER SIGNINGS 2014/15



Imbula's signing by Stoke for 24mio€ is the most expensive in Europe, followed by Everton's Niasse (18m€). Both signings took place on deadline day. 9 out of 10 most expensive signings took place in England, including Rhodes by Championship club Middlesbrough

# TOP 10 MOST EXPENSIVE WINTER SIGNINGS OVER THE LAST 6 YEARS



No signings of this winter transfer window have joined historical top 10 of most expensive transfers, which is still topped by Fernando Torres move to Chelsea for 58,5mio€ in 2011.  
7 out of 10 most expensive winter signings ever, conducted by Premier League sides



## CLUB INVESTMENT RANKING 2015/16 (SUMMER + WINTER)



Manchester City was the side with highest combined investment (summer + winter) of season 2015/16 with 200mio€, followed by city rivals ManU (139) and Atletico (139).  
None of them spending in winter.

## THE TRANSFERS THAT DID NOT TAKE PLACE

	Player		Team	Market Value
	Romelu Lukaku		FC Everton	50 Mio€
	John Stones		FC Everton	40 Mio€
	Sadio Mané		FC Southampton	20 Mio€
	Jamie Vardy		Leicester City	25 Mio€
	Nolito		Celta de Vigo	20 Mio€
	Saïdo Berahino		West Bromwich Albion	20 Mio€
	Iñaki Williams		Athletic Club	20 Mio€
	Riyad Mahrez		Leicester City	20 Mio€
	Lucas Pérez		Deportivo de la Coruña	8 Mio€
	Felipe Caicedo		RCD Espanyol	8 Mio€

Revenues growth and debt reduction in both Premier League and LaLiga resulted in increase capacity for modest teams to retain talented players that normally would have been sold to powerhouse teams



## WINTER 2016 TRANSFER WINDOW TOP 5 EUROPEAN LEAGUES

1. Review Top 5 leagues

2. LaLiga

VISITOR

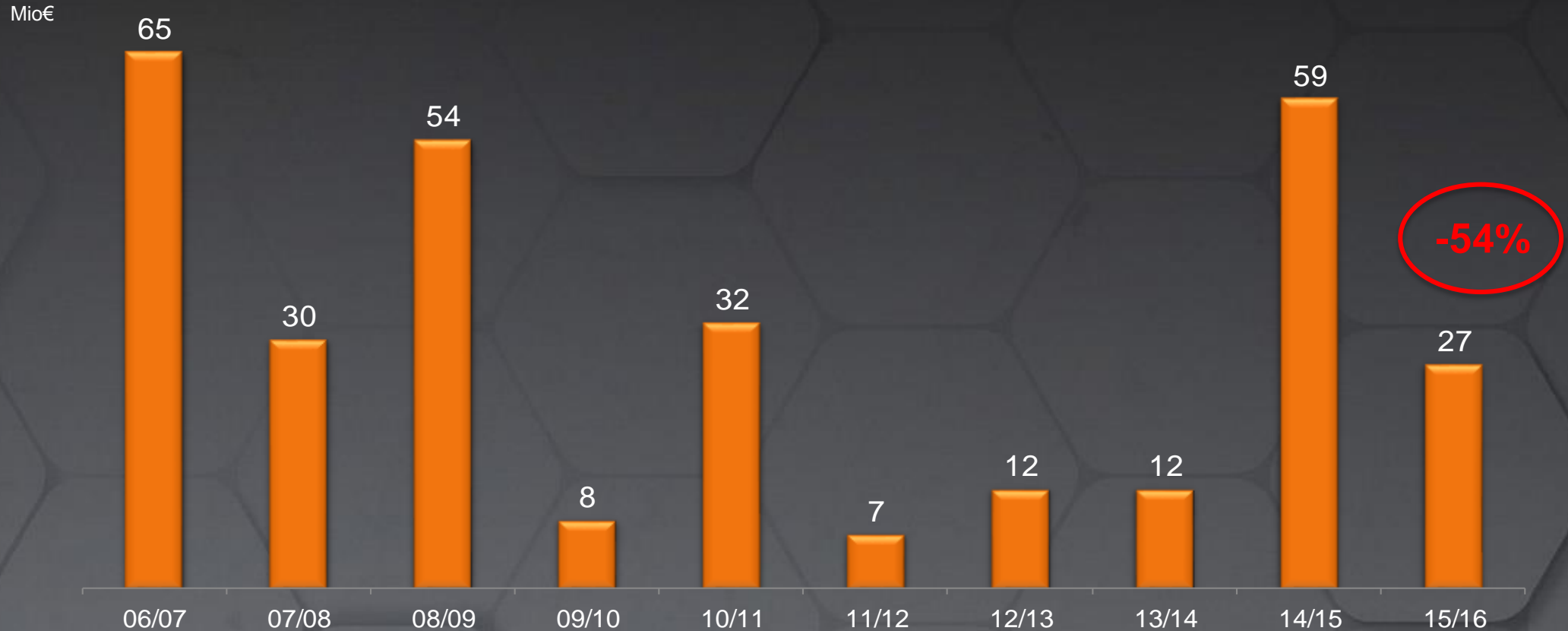


HOME





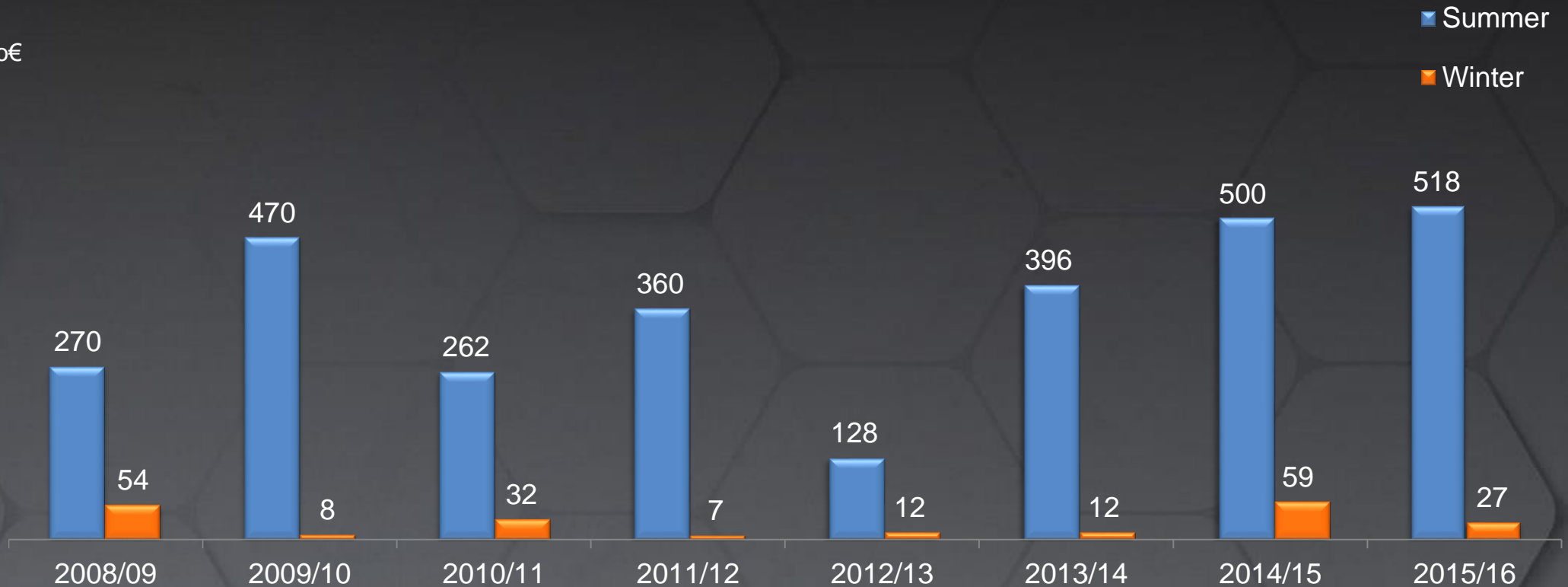
## LA LIGA PLAYER SIGNINGS INVESTMENT TRACK RECORD



LaLiga sides invested 27mio€ in new players in January, half of last year.  
There is not a standard winter investment pattern over time.  
Madrid teams did not sign extra after FIFA ban announcement

## WINTER VS SUMMER TRANSFER WINDOWS- LA LIGA

Mio€



The main portion of investment of the season continues to be conducted in the summer.  
Investment in January only represents 5% of the summer expenditure at LaLiga

## COMBINED SIGNINGS INVESTMENT SUMMER + WINTER – LALIGA

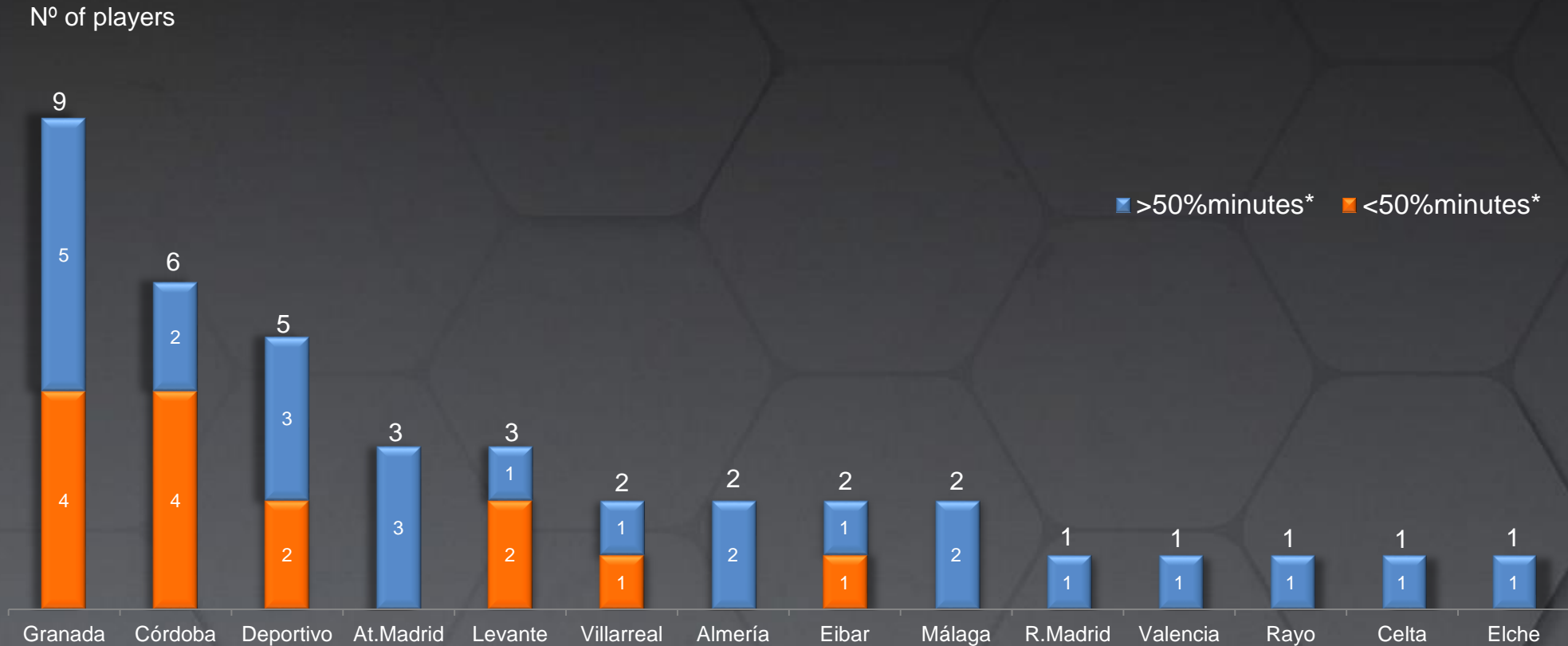
Mio€



Including summer signings, Spanish clubs have spent 545mio€, almost same as last season and therefore 2<sup>nd</sup> highest of last 8 seasons. 2015/16 season market had again significant participation of teams other than Real Madrid or FC Barcelona

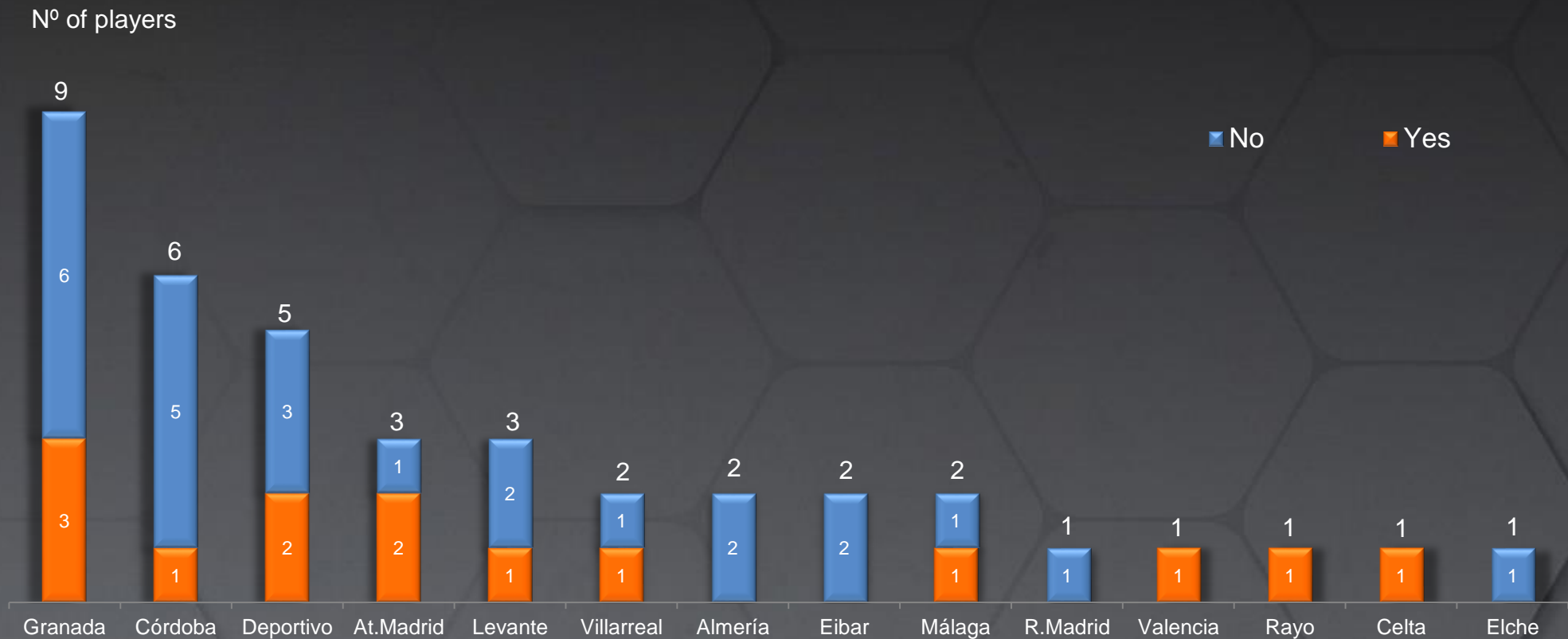


## PARTICIPATION OF PLAYERS SIGNED IN WINTER 2014/15



As much as 25 out of 39 players (64%) signed last winter participated in more than half of the minutes in the games remaining to finish the season, up from only 23% last year and proving spending is now more focused on immediate performance players

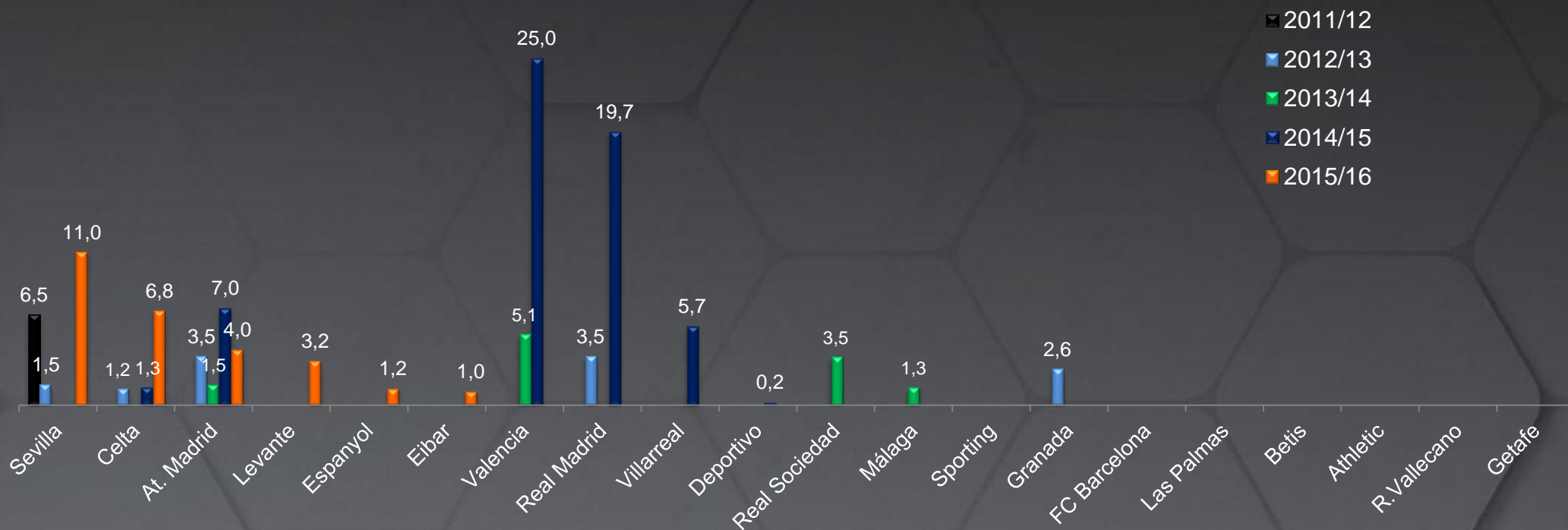
## CONTINUITY IN 2015/16 OF PLAYERS SIGNED IN WINTER 2014/15



Only 14 out of 39 players signed last winter stayed at their teams when season finished, which confirms the traditional rotation of players signed in January

## LA LIGA INVESTMENT IN SIGNINGS BY TEAM

Mio€



Investment at LaLiga was concentrated in just 6 teams –Sevilla (on Immobile to be loaned to Torino), Celta, Atlético, Levante, Espanyol and Eibar-, while the other 14 teams have not paid any transfer fees

## ACCUMULATED 7 YEAR SPENDING OF TEAMS – LALIGA

Mio€



Atletico Madrid is the most active team at LaLiga, with a total investment of 35mio€ over the last 7 winter transfer windows

\*Summer window not included



## TOP 10 SIGNINGS LALIGA WINTER 2016

Mio€



Immobile is most expensive signing of the winter at LaLiga, after Sevilla executing purchase option. Breaking news is the presence of modest teams with actual transfer expenditure rather than just sourcing players thru loans -Celta, Levante, Espanyol (with new Chinese owner) and Eibar-

## TOP 10 MOST EXPENSIVE WINTER SIGNINGS EVER – LALIGA

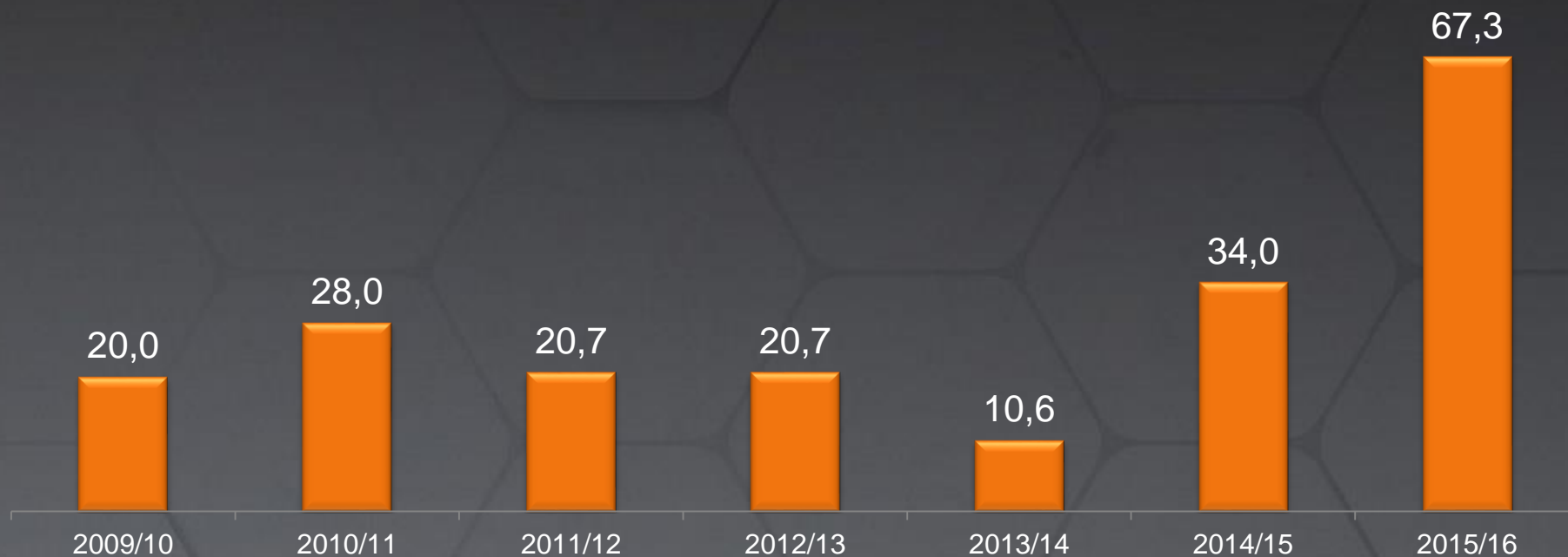
Mio€



Immobile joins the ranking of top 10 most expensive winter signings ever at LaLiga, even if the player was released on loan to Torino

## PLAYERS SALES VALUE LALIGA

Mio€



Last minute sale of Atletico's Jackson to Guangzhou for 42mio€ eclipsed activity at LaLiga, where in general most of the teams managed to retain their talent this time thanks to a better financial situation. Net investment would have been positive if excluding Jackson transaction

## NET INVESTMENT LALIGA

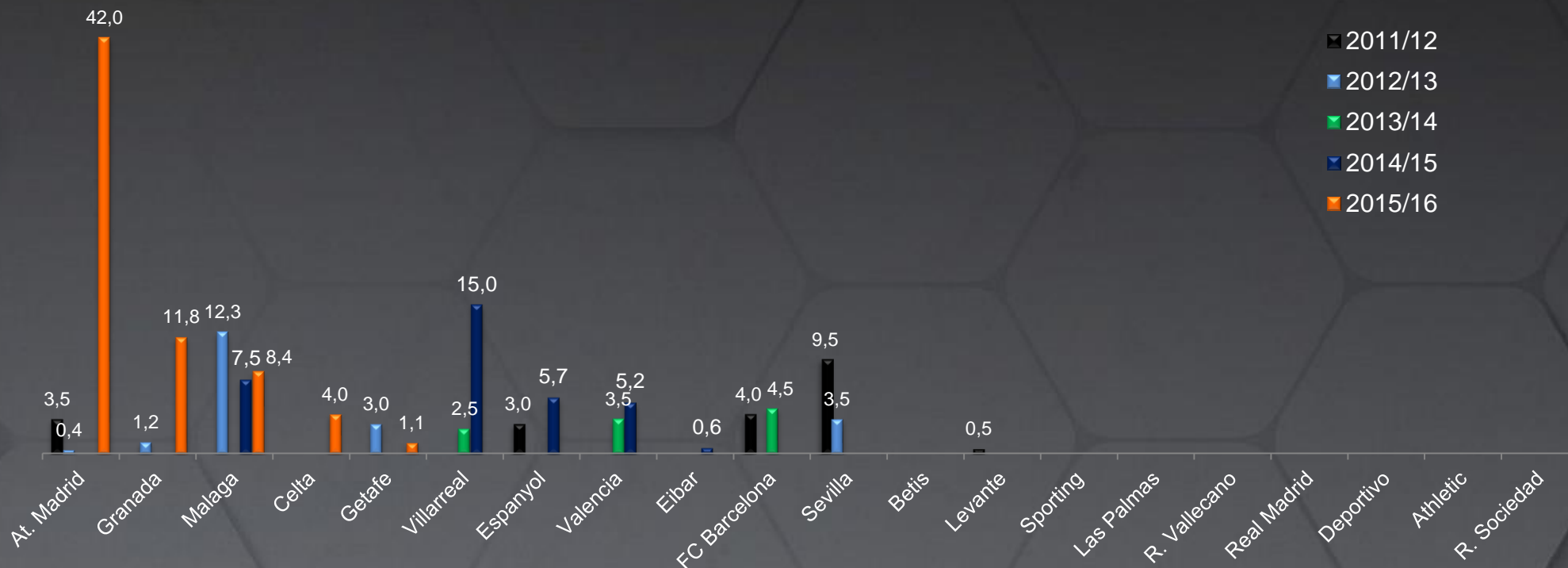
Mio€





## PLAYER SALES VALUE BY TEAM- LALIGA

Mio€



Besides exceptional Jackson last minute move, Granada topped the list of player transfers income (12mio€) after selling selling Peñaranda to sister club Watford (10,6mio€) and retaining him on loan. As much as 15 teams did not sell any players (or did not need to)

## ACCUMULATED 7 YEAR PLAYER SALES- LALIGA

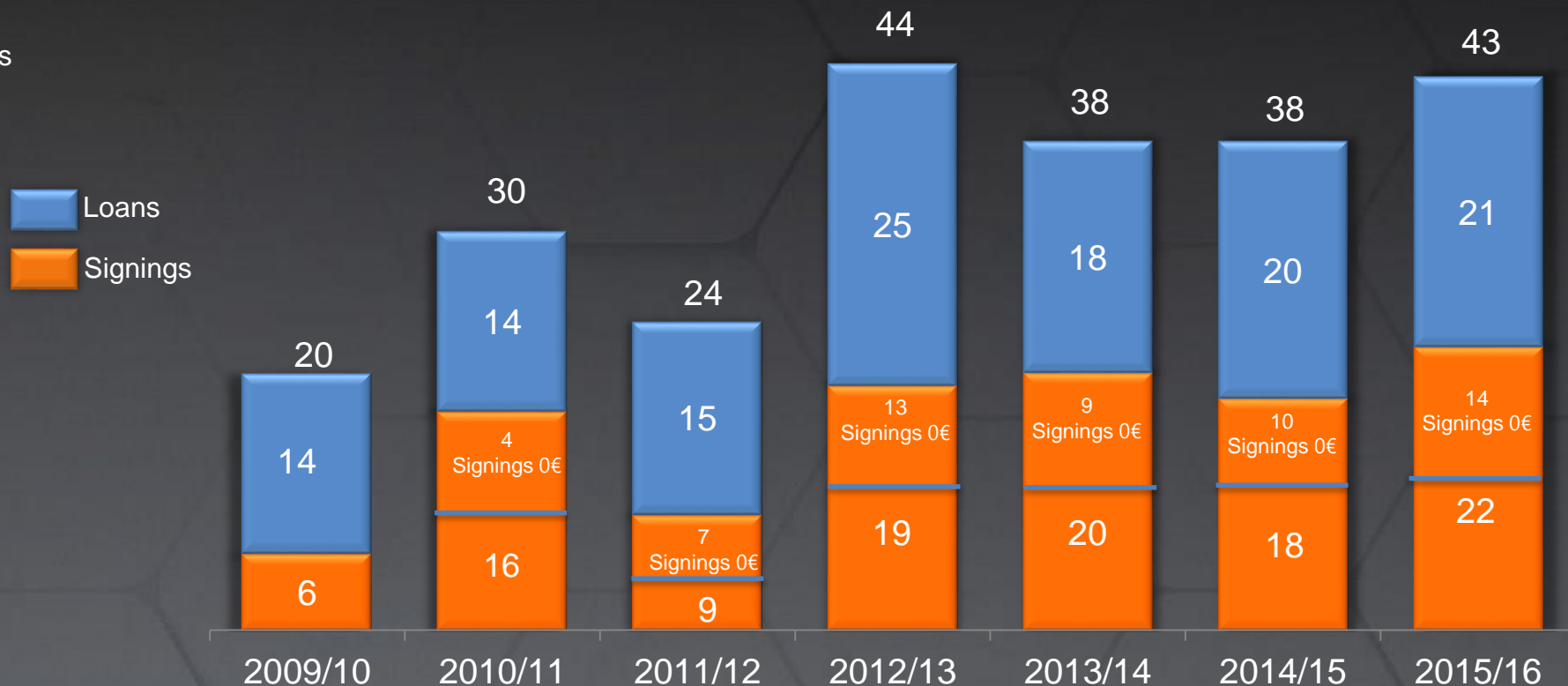
Mio€



\*Summer window not included

## NUMBER OF SIGN-UPS LALIGA

Nº of players



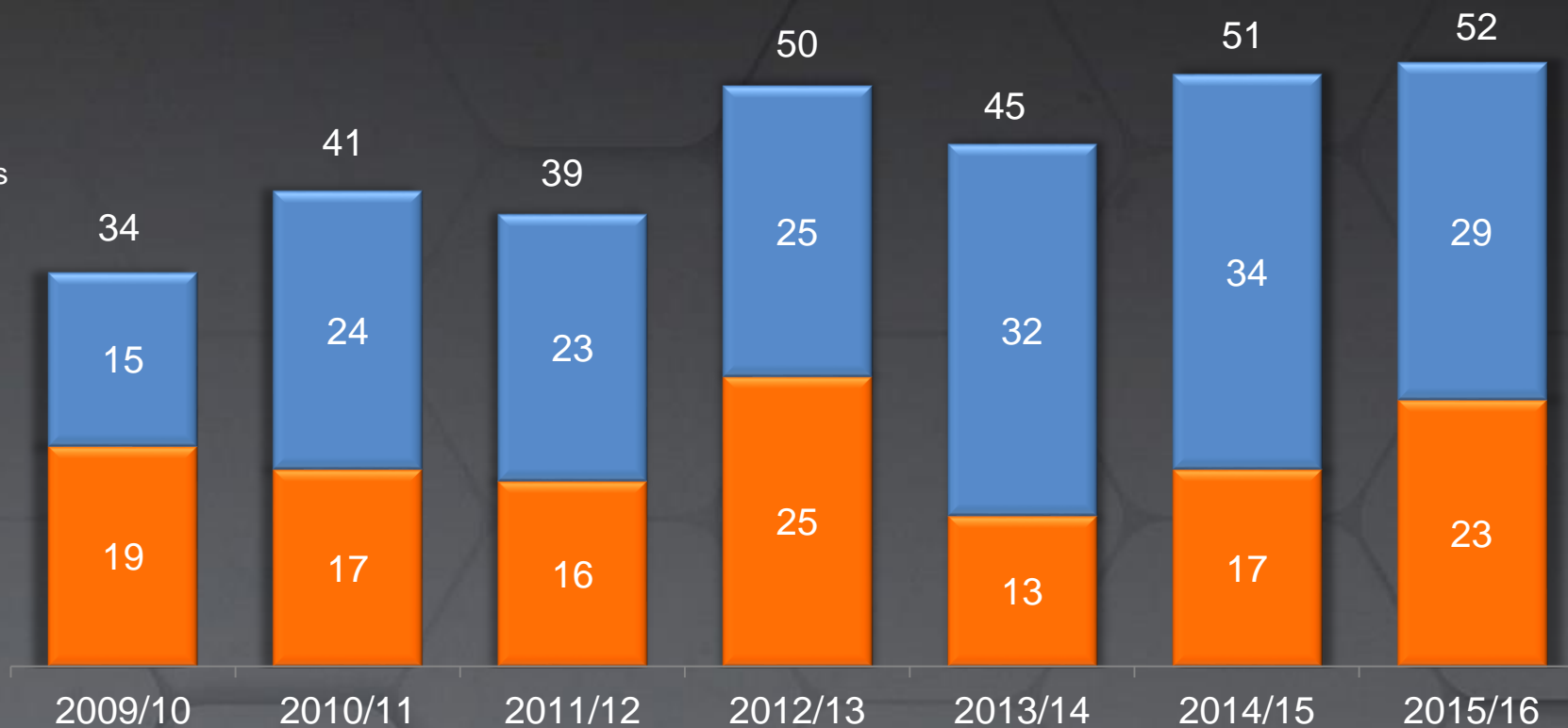
A total of 43 players were signed by LaLiga sides in January, of which 81% were either on loan (21) or free transfers (14)



## NUMBER OF PLAYER EXITS- LALIGA

Nº of players

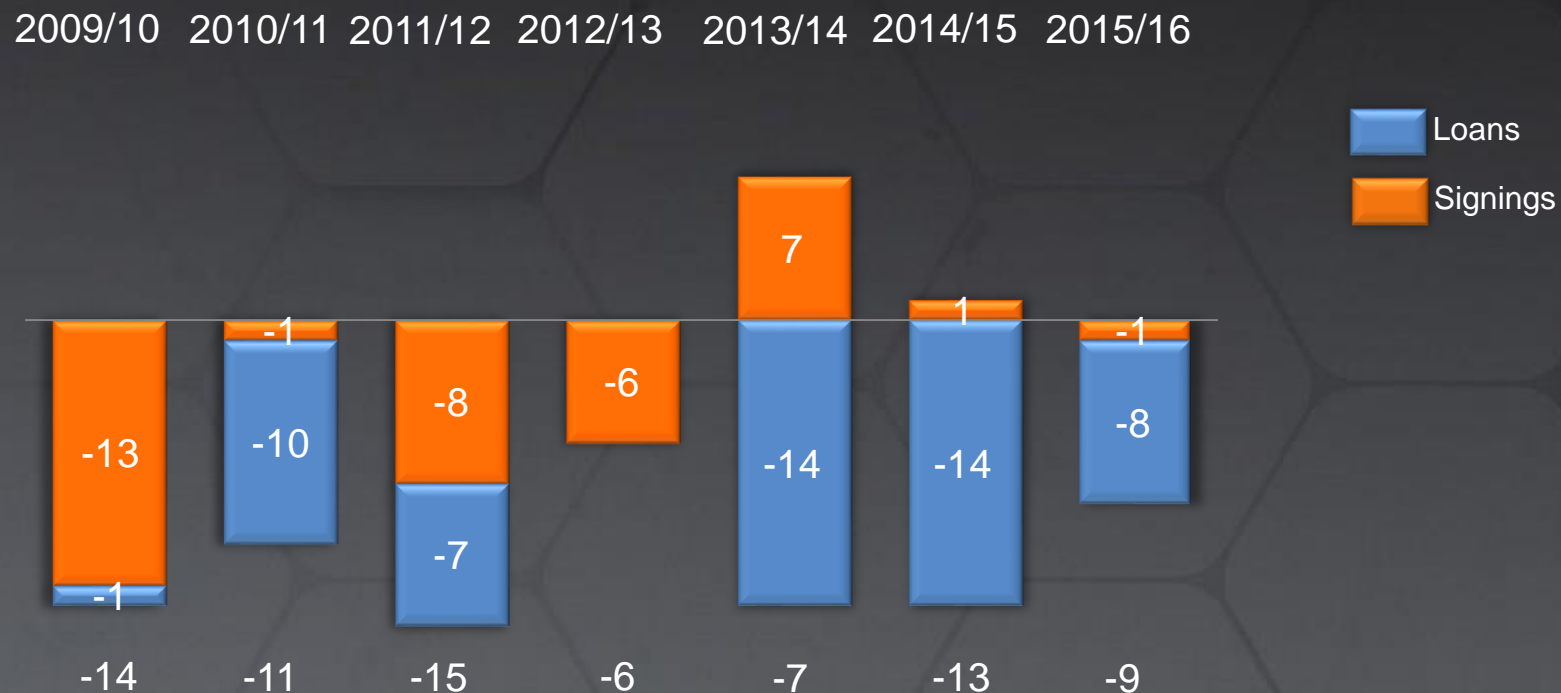
Loans  
Signings





## NET SIGN-UPS VS EXITS- LALIGA

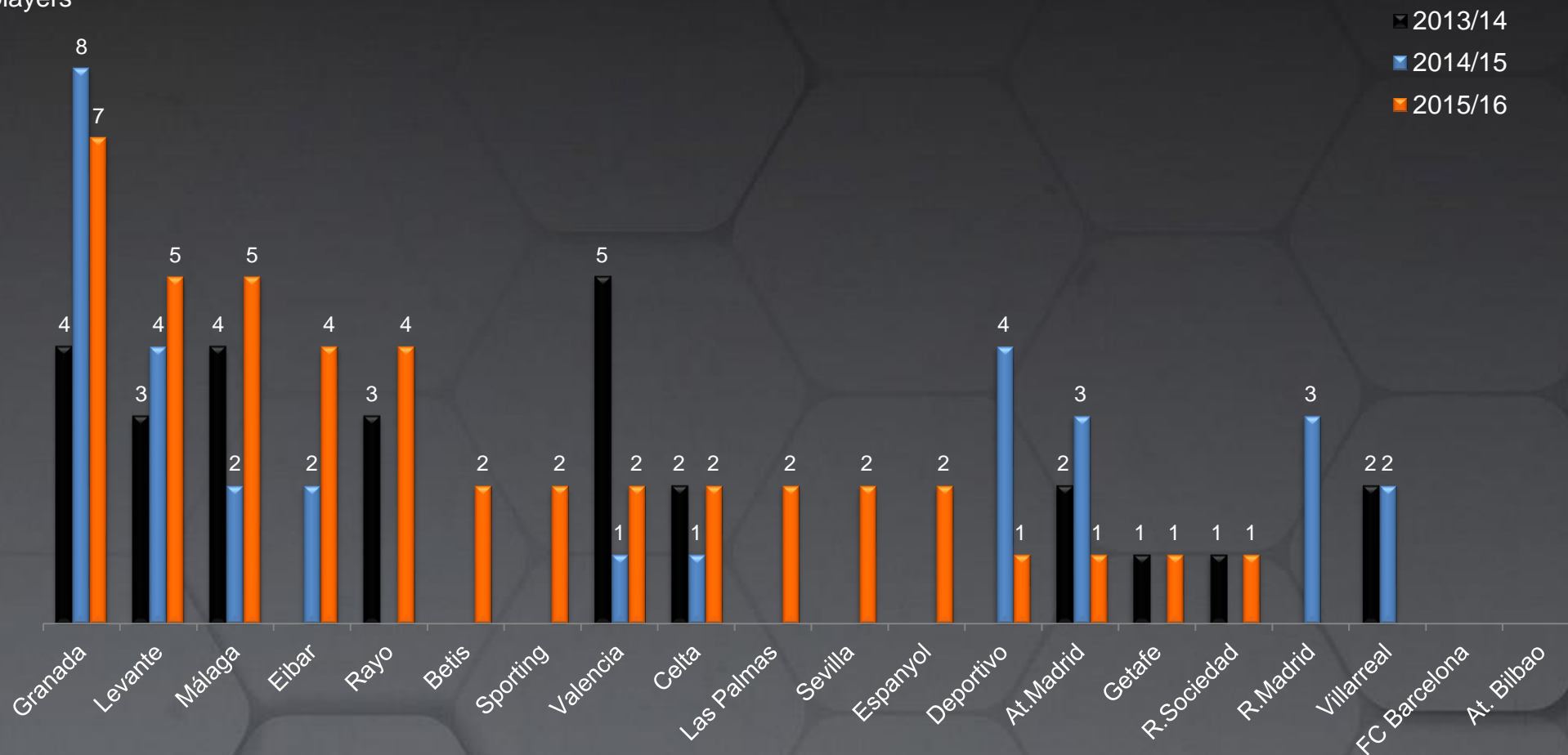
Nº of players



Just like it happened in previous years, LaLiga teams took advantage of winter transfer window to reduce the number of players in their squads

## SIGN-UPS BY TEAM- LALIGA

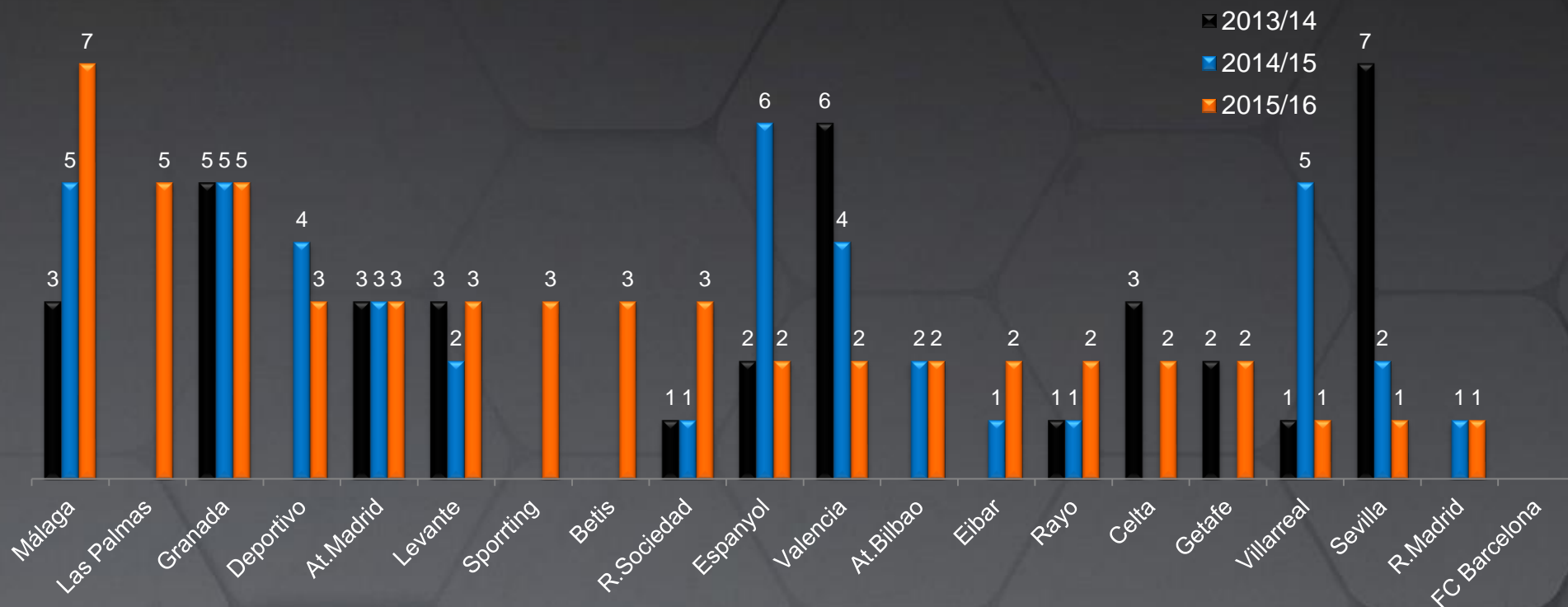
Nº of players



Granada was again the most active LaLiga team in January, bringing 7 new players and releasing 5. Real Madrid (despite upcoming FIFA ban), FC Barcelona and At. Bilbao did not sign any new players for 4<sup>th</sup> year in a row

## PLAYER EXITS BY TEAM- LALIGA

Nº of players



Málaga was the team that released the highest number of players (7), followed by Las Palmas and Granada (5 each). FC Barcelona was the only side in LaLiga that did not release any player (3<sup>rd</sup> year in a row)

## NET SIGN-UPS VS EXITS BY TEAM- LALIGA

Nº of players





VISITOR



1. Technical sheet
2. Winter transfer window overview
3. La Liga on going season review
4. Case study: Chinese SuperLeague
5. European football table 2015/16
6. Conclusions
7. Annexes

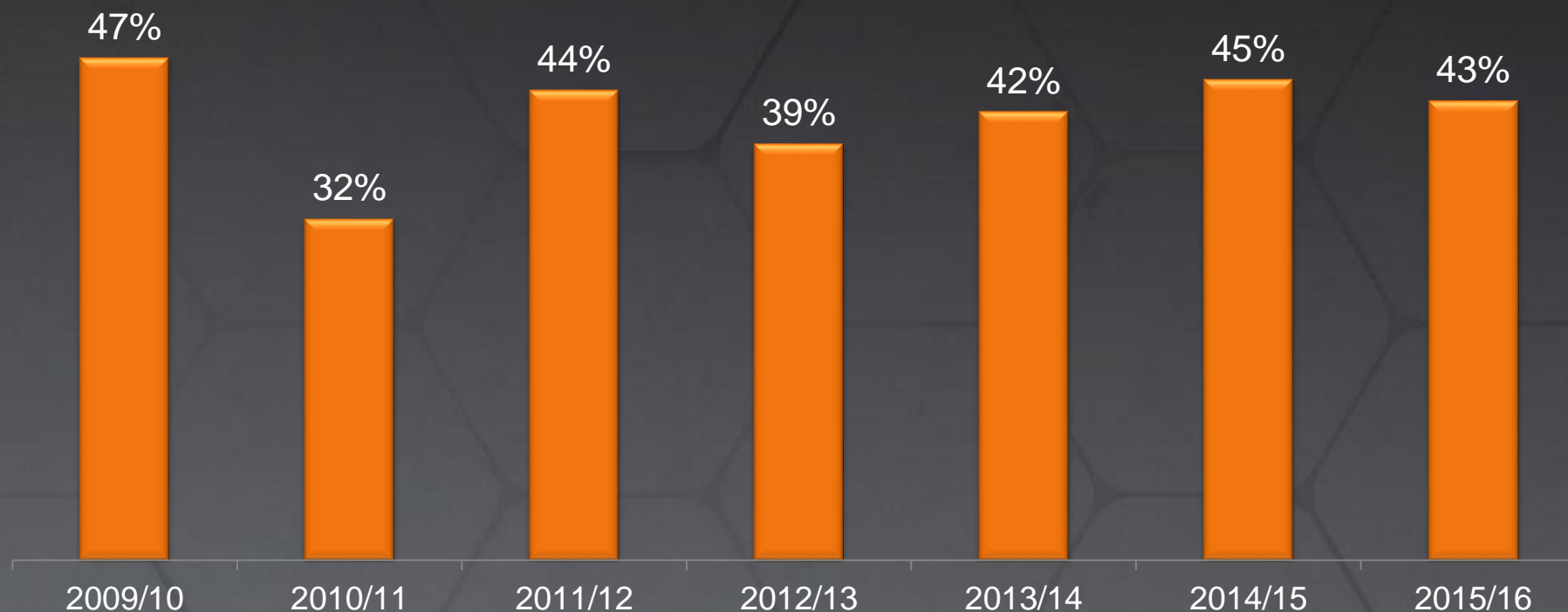
HOME





## PARTICIPATION OF PLAYERS SIGNED IN SUMMER- LALIGA

%Players\*

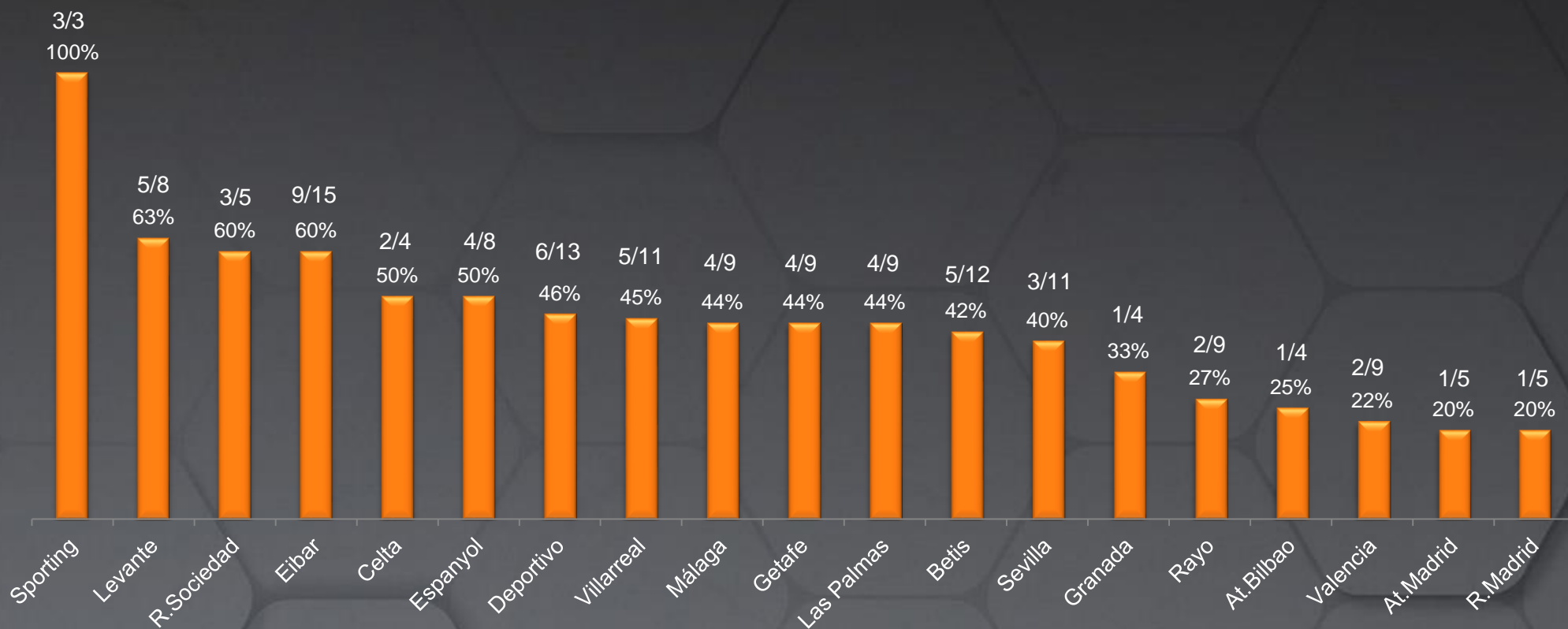


Usage of summer signings remains in the mid 40%. 43% of new signings played more than half of the minutes in the first half of the season

\* % players signed or on loan in summer 2015-16 that played more than 50% of minutes until match day 19

## RANKING USAGE OF NEW PLAYERS 2015/16

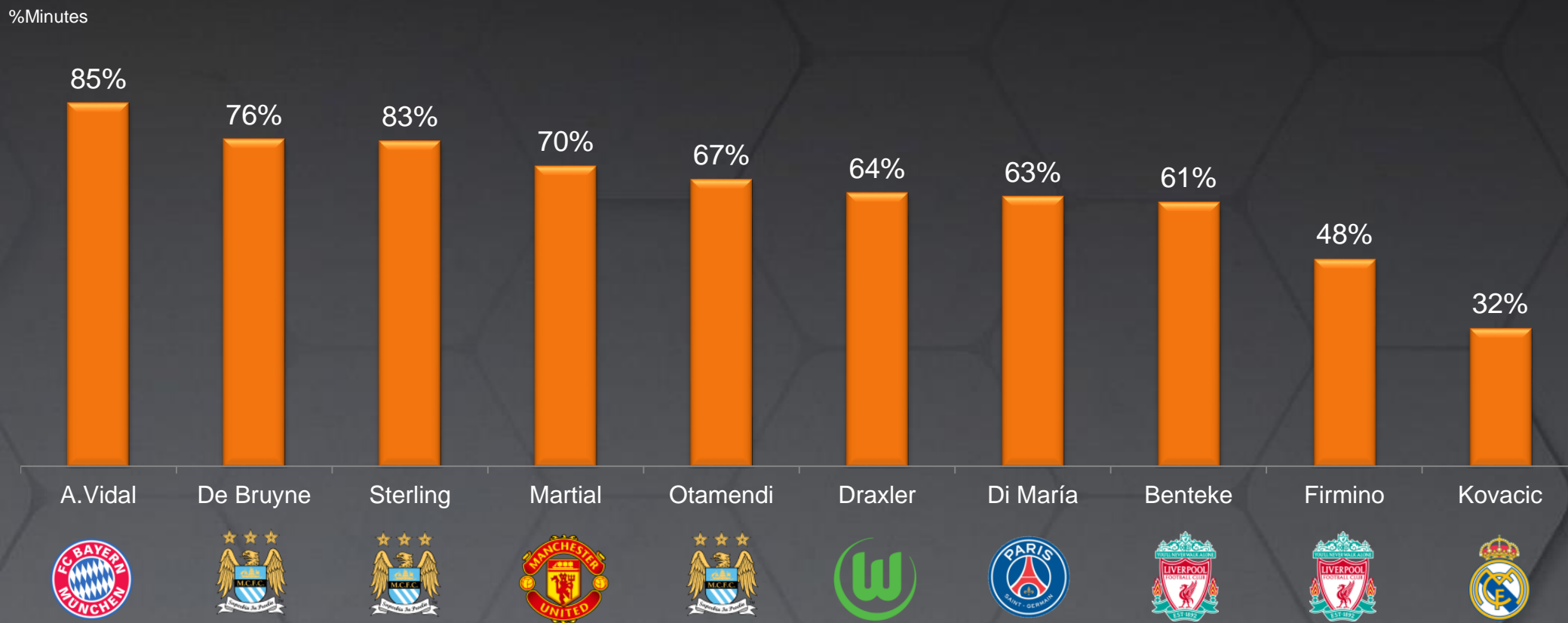
%Players\*



Sporting is the team that has taken best advantage of summer player signings. On the opposite side Real Madrid and At.Madrid, where only 1 out of 5 players signed in the summer have played more than 50% of the minutes



## PARTICIPATION OF TOP 10 EUROPEAN SIGNINGS 2015/16



A. Vidal has become the most profitable signing from the top 10 most expensive last summer. Sterling, De Bruyne and Martial also amongst most profitable. On the opposite side: Firmino and Kovacic, have participated in less than 50% of the minutes



## PARTICIPATION OF TOP 10 LALIGA SIGNINGS 2015-16

%Minutes



Danilo played 68% of minutes, being the most profitable signing from top 10 most expensive of last summer. Arda Turan and Aleix Vidal, have not played in the first half of the season due to FIFA ban.  
Vietto, Rodrigo y Savic, the least used from those most expensive

## RANKING FIELD PLAYERS WITH HIGHEST PARTICIPATION

% minutes played\*



Godín, C.Ronaldo, Sidnei, Rosales and D.Simón have played all the minutes in the first half.  
4 out of 5 players that play 100% of the minutes are defenders.

## RANKING TEAMS WITH HIGHEST NUMBER OF FIX PLAYERS\*

Nº. of key players\*

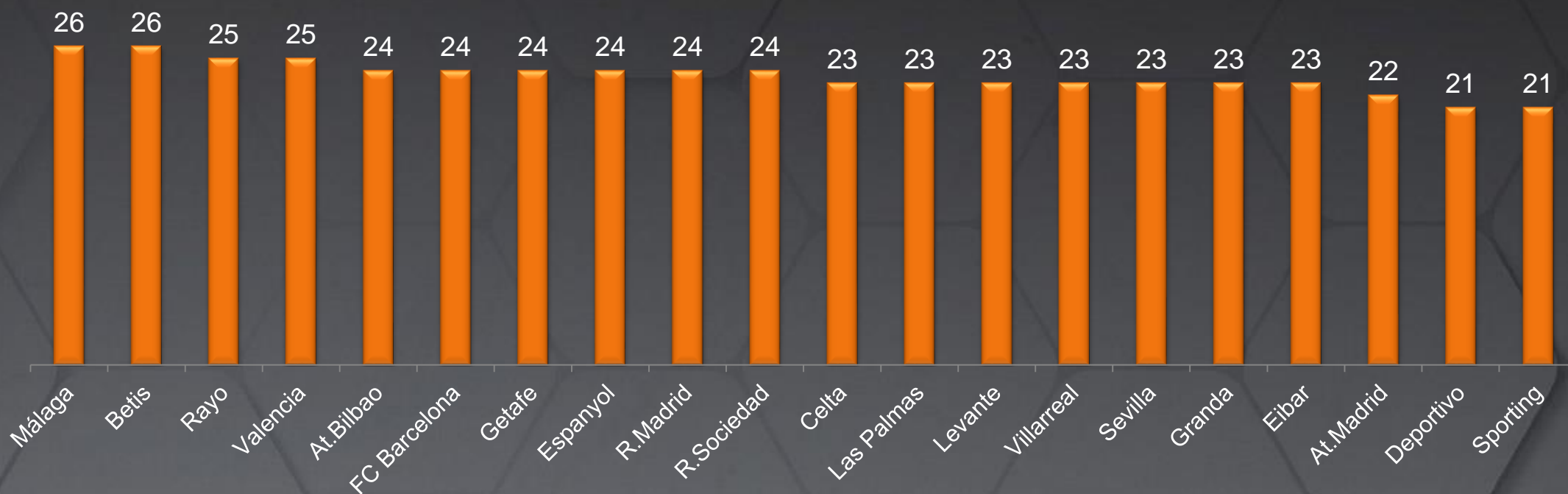


Celta is the team with the most stable line-up: 10 of their players have played more than 70% of the minutes (on the opposite side Valencia with only 4). Real Madrid has 5 key players, 4 less than previous season. Meanwhile FC Barcelona went from 6 to 8.

\* Fix players: have played more than 70% of minutes until match day 19 of La Liga 2015/16

## NUMBER OF PLAYERS\* FIELDDED BY TEAM

Nº. of players\*



Málaga and Betis are the teams who used more players until now (26).  
On the opposite side there is Deportivo and Sporting, with only 21

\* Players that participated with at least 1 minute until match day 19 of La Liga 2015/16



## PARTICIPATION OF HOME GROWN PLAYERS BY TEAM

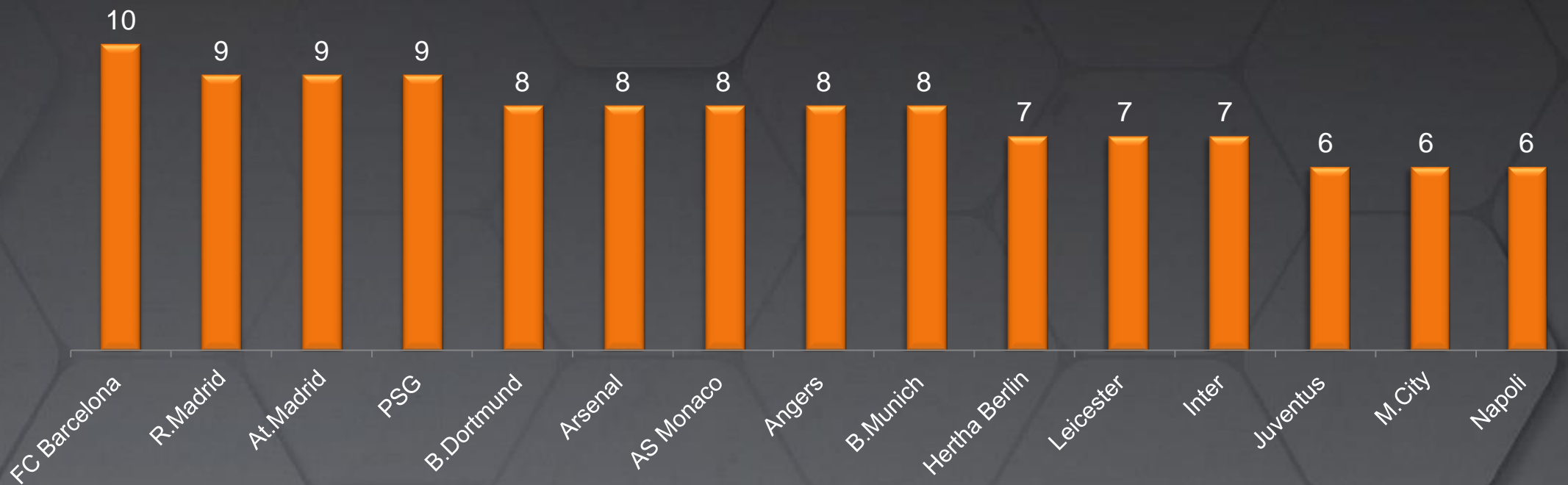
Nº. of players\*



For the 3rd year in a row At. Bilbao (18) is the leader in the use of home grown players. Sporting (17) and Las Palmas (14) complete the Top 3. R. Sociedad and FC Barcelona fall to 4th and 5th position respectively. For the second year in a row Eibar (2) is in the last position.

## PARTICIPATION OF HOME GROWN PLAYERS EUROPE

Nº. of players\*



Having used 10 home grown players, FC Barcelona finds itself in the first position of the European ranking after losing it in the last season and having been the leaders in the last 5 years. Following it we find Real Madrid, At. Madrid and PSG with 9 home grown players.

VISITOR



1. Technical sheet
2. Winter transfer window overview
3. La Liga on going season review
4. Case study: Chinese SuperLeague
5. European football table 2015/16
6. Conclusions
7. Annexes

HOME

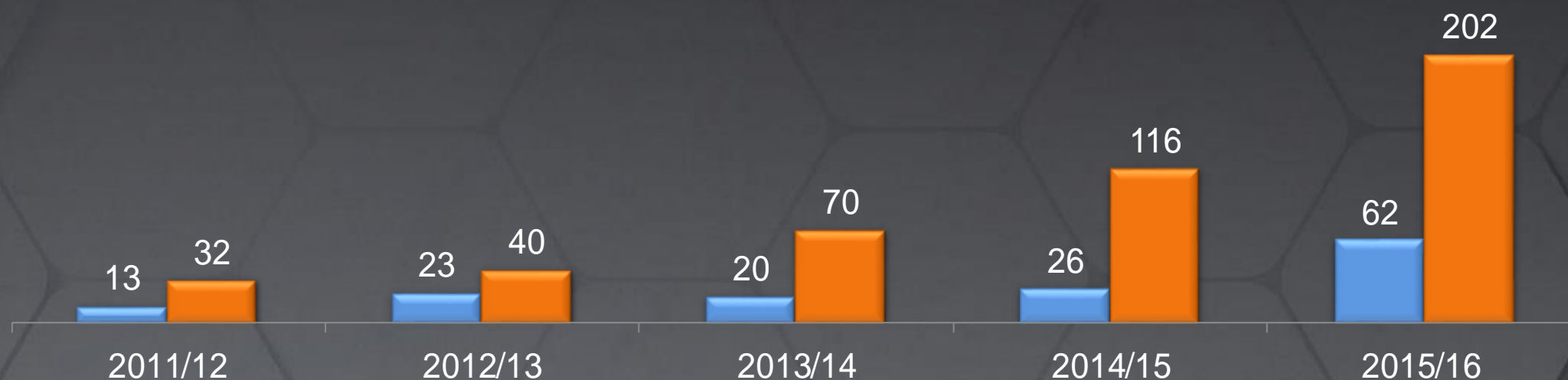




CASE  
STUDY

Mio€

Summer  
Winter



Chinese Super League has broken into European football with highest investment ever on players from top leagues. Chinese sides invested 202mio€ so far and winter transfer window is still open until the end of February



# TOP 10 SIGNINGS CHINESE SUPER LEAGUE WINTER 2016

Mio€

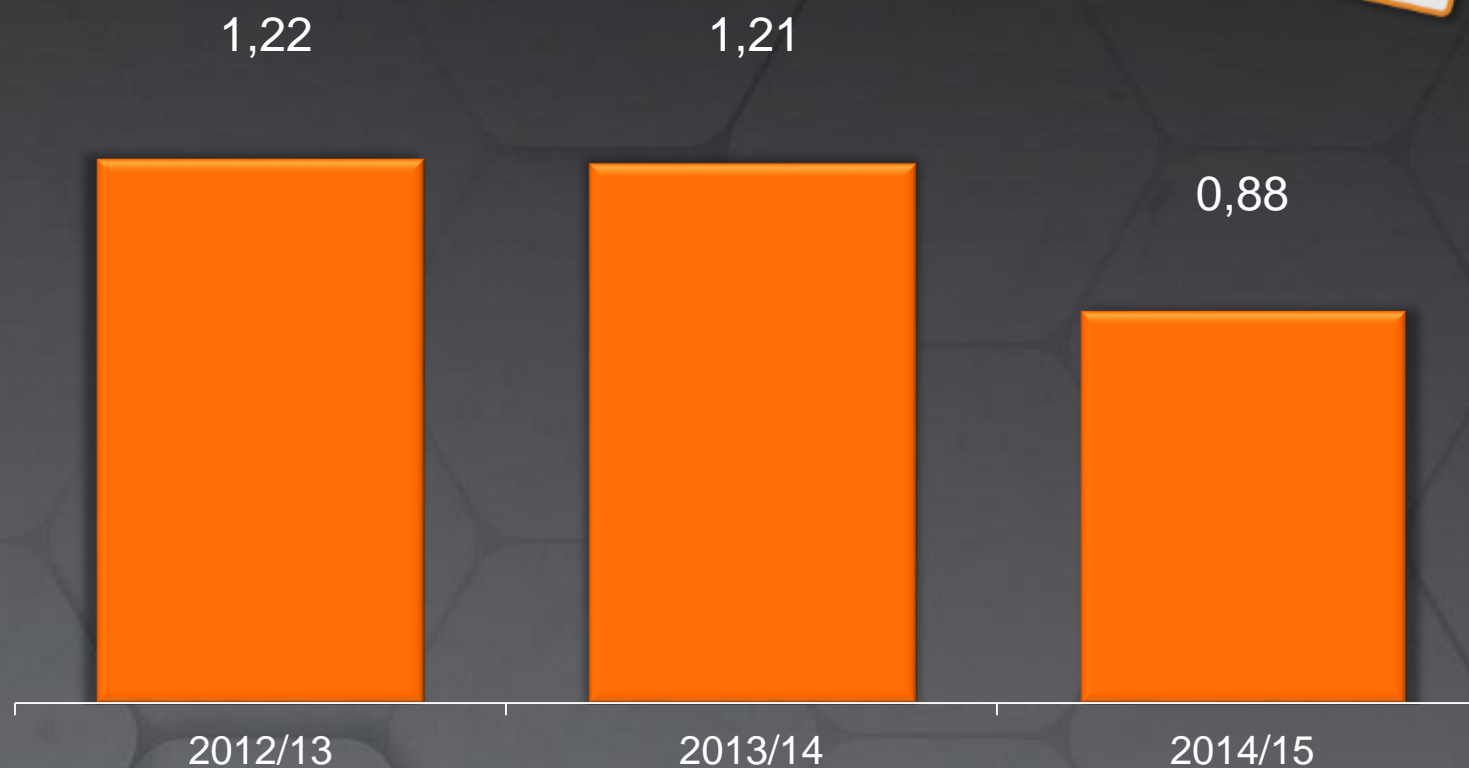
CASE  
STUDY



\*data collected until 03/02/2016

Years

CASE  
STUDY



The average stay of players arriving in the Chinese league is less than one year, which confirms the difficulty for players to adapt to different culture and light competitive level

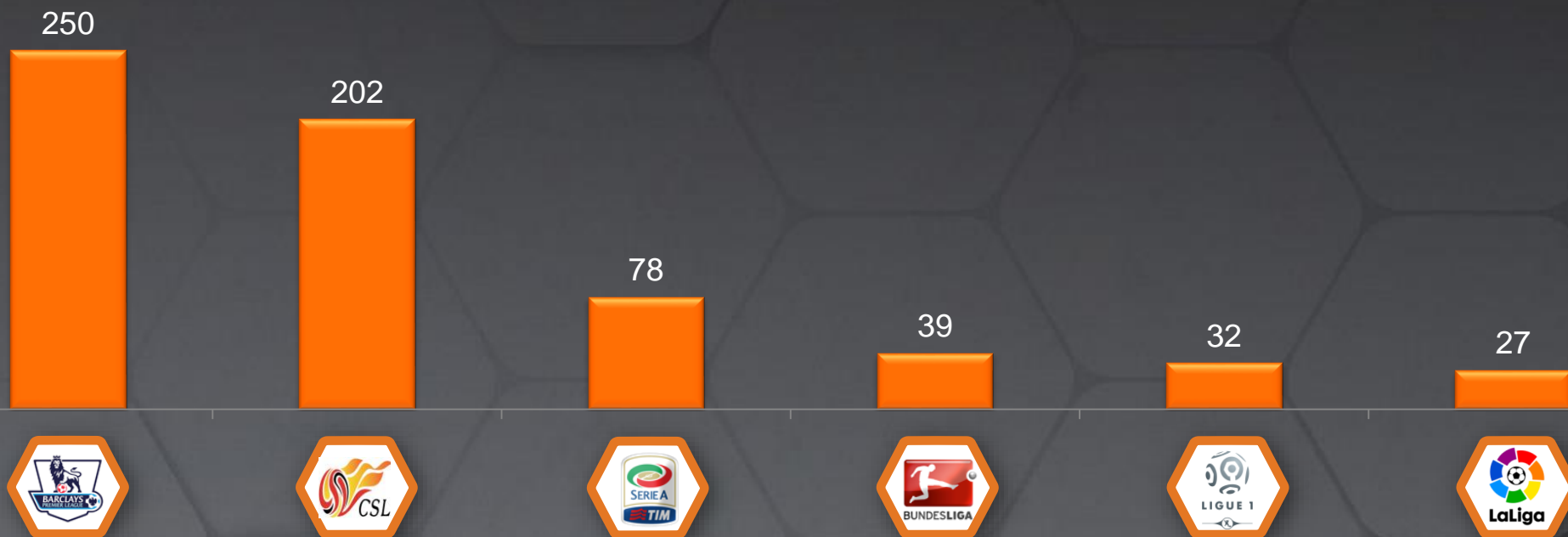
\*Summer window included

## WINTER WINDOW EXPENDITURE BY LEAGUE



CASE  
STUDY

Mio€



Chinese Super League has outspent 4 of 5 top European leagues  
and was only 20% less than Premier League



VISITOR



1. Technical sheet
2. Winter transfer window overview
3. La Liga on going season review
4. Case study: Chinese SuperLeague
5. European football table 2015/16
6. Conclusions
7. Annexes

HOME







## SOCCEREX TRANSFER REVIEW 2016- WINTER WINDOW

VISITOR



1. Top 5 European leagues combined

2. Top scorers and assists

HOME



## POINTS ACHIEVED: TOP 10 EUROPE

	% Points achieved		Total							% of Points
			Pt	Played	W	D	L	Gf	Ga	
1	B. Munich		46	17	15	1	1	46	8	90,20
2	PSG		51	19	16	3	0	48	9	89,47
3	FC Barcelona		42	18	13	3	2	44	15	77,78
4	At.Madrid		44	19	14	2	3	27	8	77,19
5	B. Dortmund		38	17	12	2	3	47	23	74,51
6	Napoli		41	19	12	5	2	38	15	71,93
7	R.Madrid		40	19	12	4	3	52	18	70,18
8	Inter		39	19	12	3	4	24	12	68,42
9	Villarreal		39	19	12	3	4	26	16	68,42
10	Arsenal		39	19	12	3	4	33	18	68,42

Table after completion of 1st half of each domestic league

## RANKING % POINTS ACHIEVED LAST 7 YEARS

2009/10	2010/11	2011/12	2012/13	2013/14	2014/15	2015/16
 86,70	 91,23	 85,96	 96,49	 92,16	 88,24	 90,20
 78,30	 84,31	 78,95	 82,35	 91,23	 83,33	 89,47
 77,80	 84,21	 78,95	 80,70	 87,72	 80,70	 77,78
 75,00	 72,55	 77,19	 77,19	 87,72	 80,70	 77,19

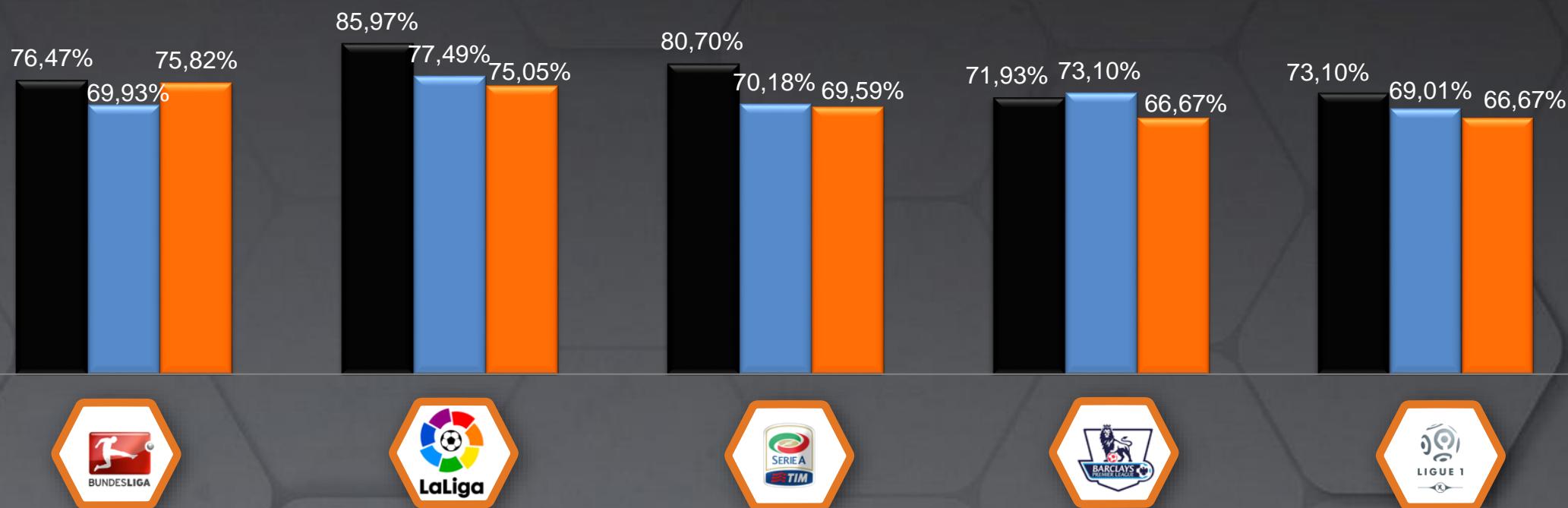
Table after completion of 1st half of each domestic league



## AVERAGE % OF POINTS TOP 3 POSITION TABLE

% of points

2013/14  
2014/15  
2015/16



Ligue 1 and Premier League are the most competitive leagues during season 2015/16 (top 3 teams have collected 67% of the points in average).  
On the opposite side, Bundesliga top 3 teams have collected 76% of the points



## POINTS ACHIEVED: WORST 10

	% Points achieved		Total							% of Points
			Pt	Played	W	D	L	Gf	Ga	
89	Frosinone		15	19	4	3	12	20	41	26,32
90	Rayo		15	19	4	3	12	21	43	26,32
91	Levante		14	19	3	5	11	14	32	24,56
92	Carpi		14	19	3	5	11	17	34	24,56
93	Hannover 96		14	17	4	2	11	18	29	27,45
94	Hoffenheim		13	17	2	7	8	17	25	25,49
95	Sunderland		12	19	3	3	13	19	38	21,05
96	Troyes		8	19	0	8	11	10	35	14,04
97	C.Verona		8	19	0	8	11	12	31	14,04
98	Aston Villa		8	19	1	5	13	15	34	14,04

Table after completion of 1st half of each domestic league

## POINTS ACHIEVED AT HOME: TOP 10

	% Points achieved		Total							% of Points
			Pt	Played	W	D	L	Gf	Ga	
1	B. Munich		27	9	9	0	0	32	3	100,00
2	FC Barcelona		28	10	9	1	0	32	7	93,33
3	B. Dortmund		22	8	7	1	0	28	8	91,67
4	PSG		22	8	7	1	0	27	6	91,67
5	Napoli		23	9	7	2	0	18	6	85,19
6	R.Madrid		25	10	8	1	1	34	9	83,33
7	Villarreal		25	10	8	1	1	17	7	83,33
8	At.Madrid		22	9	7	1	1	12	5	81,48
9	M.City		24	10	8	0	2	29	12	80,00
10	Sevilla		24	10	8	0	2	21	10	80,00

Table after completion of 1st half of each domestic league

## POINTS ACHIEVED AWAY: TOP 10

	% Points achieved		Total							% of Points
			Pt	Played	W	D	L	Gf	Ga	
1	PSG		29	11	9	2	0	21	3	87,88
2	B. Munich		19	8	6	1	1	14	5	79,17
3	Inter		20	9	6	2	1	13	5	74,07
4	At.Madrid		22	10	7	1	2	15	3	73,33
5	Leicester		21	10	6	3	1	21	12	70,00
6	Arsenal		19	10	6	1	3	18	12	63,33
7	Juventus		19	10	6	1	3	17	9	63,33
8	AS Monaco		19	10	5	4	1	17	14	63,33
9	Crystal Palace		17	9	5	2	2	11	7	62,96
10	Celta		17	9	5	2	2	13	11	62,96

Clasificación con los partidos disputados a cierre de la primera vuelta de cada competición

## AVERAGE GOALS SCORED: TOP 10

	Average goals favor		Pt	Played	Total					Avge Gf
					W	D	L	Gf	Ga	
1	B. Dortmund		38	17	12	2	3	47	23	2,76
2	R.Madrid		40	19	12	4	3	52	18	2,74
3	B. Munich		46	17	15	1	1	46	8	2,71
4	PSG		51	19	16	3	0	48	9	2,53
5	FC Barcelona		42	18	13	3	2	44	15	2,44
6	Napoli		41	19	12	5	2	38	15	2,00
7	Borussia M.		29	17	9	2	6	34	30	2,00
8	M.City		36	19	11	3	5	37	20	1,95
9	Fiorentina		38	19	12	2	5	37	19	1,95
10	Leicester		39	19	11	6	2	37	25	1,95

Table after completion of 1st half of each domestic league



## AVERAGE GOALS SCORED: WORST 10

	Average goals favor		Total						Avge Gf
		Pt	Played	W	D	L	Gf	Ga	
89	Swansea 	19	19	4	7	8	16	24	0,84
90	Aston Villa 	8	19	1	5	13	15	34	0,79
91	Lille 	24	19	5	9	5	15	13	0,79
92	Levante 	14	19	3	5	11	14	32	0,74
93	Nantes 	24	19	6	6	7	14	17	0,74
94	Málaga 	24	19	6	6	7	14	15	0,74
95	Betis 	20	19	5	5	9	13	28	0,68
96	Ingolstadt 	20	17	5	5	7	11	18	0,65
97	C.Verona 	8	19	0	8	11	12	31	0,63
98	Troyes 	8	19	0	8	11	10	35	0,53

Table after completion of 1st half of each domestic league

## AVERAGE GOALS SCORED AT HOME: TOP 10

	Average goals favor		Total							Avge Gf
			Pt	Played	W	D	L	Gf	Ga	
1	B. Munich		27	9	9	0	0	32	3	3,56
2	B. Dortmund		22	8	7	1	0	28	8	3,50
3	R.Madrid		25	10	8	1	1	34	9	3,40
4	PSG		22	8	7	1	0	27	6	3,38
5	FC Barcelona		28	10	9	1	0	32	7	3,20
6	M.City		24	10	8	0	2	29	12	2,90
7	Wolfsburg		20	9	6	2	1	22	8	2,44
8	AS Roma		20	9	6	2	1	20	9	2,22
9	Everton		12	10	3	3	4	22	19	2,20
10	Fiorentina		22	10	7	1	2	21	8	2,10

Table after completion of 1st half of each domestic league

## AVERAGE GOALS SCORED AWAY: TOP 10

	Average goals favor		Total						Avg Gf	
			Pt	Played	W	D	L	Gf	Ga	
1	B. Dortmund		16	9	5	1	3	19	15	2,11
2	Leicester		21	10	6	3	1	21	12	2,10
3	Borussia M.		10	8	3	1	4	16	18	2,00
4	R.Madrid		15	9	4	3	2	18	9	2,00
5	Napoli		18	10	5	3	2	20	9	2,00
6	PSG		29	11	9	2	0	21	3	1,91
7	Nice		16	10	4	4	2	18	13	1,80
8	Arsenal		19	10	6	1	3	18	12	1,80
9	Fiorentina		16	9	5	1	3	16	11	1,78
10	B. Munich		19	8	6	1	1	14	5	1,75

Table after completion of 1st half of each domestic league

## AVERAGE GOALS CONCEDED: TOP 10

	Average goals against		Pt	Played	Total					Avge Ga
					W	D	L	Gf	Ga	
1	At.Madrid		44	19	14	2	3	27	8	0,42
2	B. Munich		46	17	15	1	1	46	8	0,47
3	PSG		51	19	16	3	0	48	9	0,47
4	Angers		31	19	8	7	4	17	11	0,58
5	Inter		39	19	12	3	4	24	12	0,63
6	Lille		24	19	5	9	5	15	13	0,68
7	Málaga		24	19	6	6	7	14	15	0,79
8	Tottenham		35	19	9	8	2	33	15	0,79
9	Juventus		39	19	12	3	4	33	15	0,79
10	Napoli		41	19	12	5	2	38	15	0,79

Table after completion of 1st half of each domestic league



## AVERAGE GOALS CONCEDED: WORST 10

	Average goals against		Pt	Played	Total					Avge Ga
					W	D	L	Gf	Ga	
89	Aston Villa		8	19	1	5	13	15	34	1,79
90	Carpi		14	19	3	5	11	17	34	1,79
91	Newcastle		17	19	4	5	10	19	34	1,79
92	Bournemouth		20	19	5	5	9	22	34	1,79
93	Troyes		8	19	0	8	11	10	35	1,84
94	Granda		17	19	4	5	10	20	36	1,89
95	Sunderland		12	19	3	3	13	19	38	2,00
96	Frosinone		15	19	4	3	12	20	41	2,16
97	Stuttgart		15	17	4	3	10	22	37	2,18
98	Rayo		15	19	4	3	12	21	43	2,26

Table after completion of 1st half of each domestic league

## GOAL DIFFERENCE: TOP 10

	Goal Difference		Pt	Played	Total					Goal diff
					W	D	L	Gf	Ga	
1	PSG		51	19	16	3	0	48	9	39
2	B. Munich		46	17	15	1	1	46	8	38
3	R.Madrid		40	19	12	4	3	52	18	34
4	FC Barcelona		42	18	13	3	2	44	15	29
5	B. Dortmund		38	17	12	2	3	47	23	24
6	Napoli		41	19	12	5	2	38	15	23
7	At.Madrid		44	19	14	2	3	27	8	19
8	Fiorentina		38	19	12	2	5	37	19	18
9	Tottenham		35	19	9	8	2	33	15	18
10	Juventus		39	19	12	3	4	33	15	18

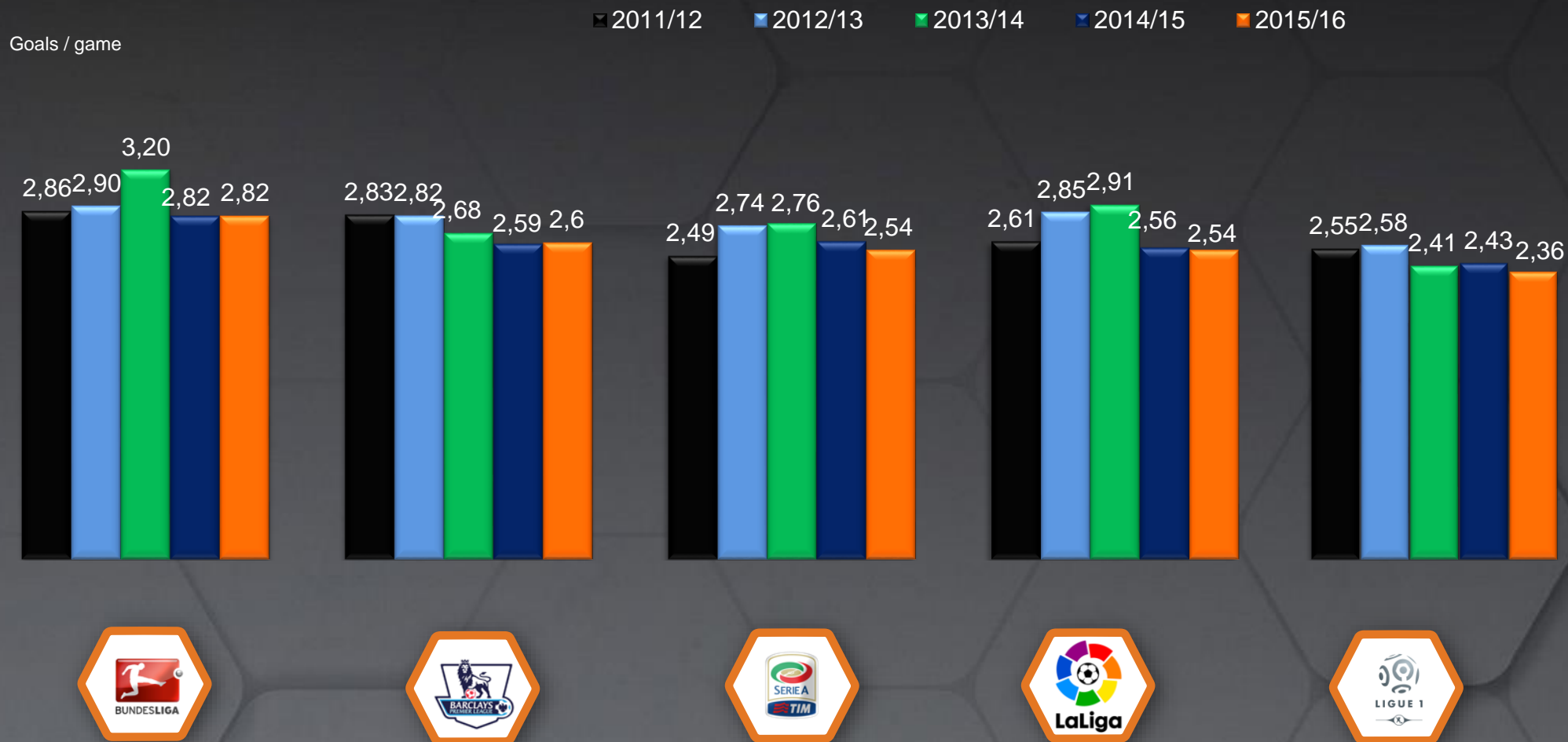
Table after completion of 1st half of each domestic league

## GOAL PROFITABILITY: TOP 10

	Goal profitability		Pt	Played	Total					Goal prof
					W	D	L	Gf	Ga	
1	Angers		31	19	8	7	4	17	11	1,82
2	Ingolstadt		20	17	5	5	7	11	18	1,82
3	Nantes		24	19	6	6	7	14	17	1,71
4	Málaga		24	19	6	6	7	14	15	1,71
5	At.Madrid		44	19	14	2	3	27	8	1,63
6	Inter		39	19	12	3	4	24	12	1,63
7	Lille		24	19	5	9	5	15	13	1,60
8	Betis		20	19	5	5	9	13	28	1,54
9	Villarreal		39	19	12	3	4	26	16	1,50
10	Stoke City		29	19	8	5	6	20	19	1,45

Table after completion of 1st half of each domestic league

## AVERAGE GOALS PER GAME BY LEAGUE



Average after completion of 1st half of each league













Team	Summer Investment (Mio€)	2014/15		2015/16	
		League position	% points	League position	% points
M.City 	200	2	75,44	3	63,16
M.United 	140	3	63,16	6	52,63
At.Madrid 	140	3	71,93	1	77,19
Juventus 	125	1	80,70	2	68,42
PSG 	116	3	66,67	1	89,47
Liverpool 	111	8	49,12	7	52,63
Inter 	108	9	45,61	3	68,42
Valencia CF 	99	5	66,67	12	40,35
AC Milan 	91	10	45,61	8	50,88
R.Madrid 	86	1	83,33	3	70,18

Table after completion of 1st half of each domestic league

# SPORTING RESULTS TREND LA LIGA TEAMS WITH HIGHEST EXPENDITURE IN SUMMER 2015/16











Team	Summer Investment (Mio€)	2014/15		2015/16	
		League position	% points	League position	% points
At.Madrid 	140	3	71,93	1	77,19
Valencia CF 	99	5	66,67	12	40,35
Real Madrid 	86	1	83,33	3	70,18
FC Barcelona 	51	2	77,19	2	77,78
Villarreal CF 	45	6	61,40	4	68,42
Sevilla FC 	31	4	72,22	7	50,88
Real Sociedad 	23	12	33,33	15	35,09
Real Betis 	9	-	-	-	-
Celta 	8	11	36,84	5	54,39
At.Bilbao 	8	13	33,33	8	49,12

Table after completion of 1st half of each domestic league



## *SOCCEREX TRANSFER REVIEW 2016- WINTER WINDOW*

VISITOR



1. Top 5 European leagues combined

2. Top scorers and assists

HOME





## TOP SCORERS TOP 5 EUROPEAN LEAGUES 2015/16

Neymar	15
Luis Suárez	15
C.Ronaldo	14
Benzema	14
Bale	12
Lucas	12
Agirretxe	12
Aduritz	11
Griezman	10
B.Bastón	10

Lukaku	15
Vardy	15
Ighalo	14
Mahrez	13
Kane	11
Giroud	10
Wijnaldum	7
Agüero	7
Arnautovic	7
Barkley	6

Higuaín	18
Éder	11
Kalinic	10
Dybala	9
Ilicic	9
Insigne	8
Macarone	8
Pavoletti	8
Icardi	8
Bacca	8

Aubameyang	18
Lewandowski	15
Müller	14
Chicharito	11
Kalou	9
Reus	8
Malli	8
Didavi	7
Muto	7
Bast Dost	7

Ibrahimovic	15
Batshuayi	11
Moukandjo	11
Cavani	10
Germain	7
Ben Arfa	7
Lacazette	6
Di María	6
Delort	6
Larbi	6





## TOP 10 PLAYERS BY GOAL EFFICACY

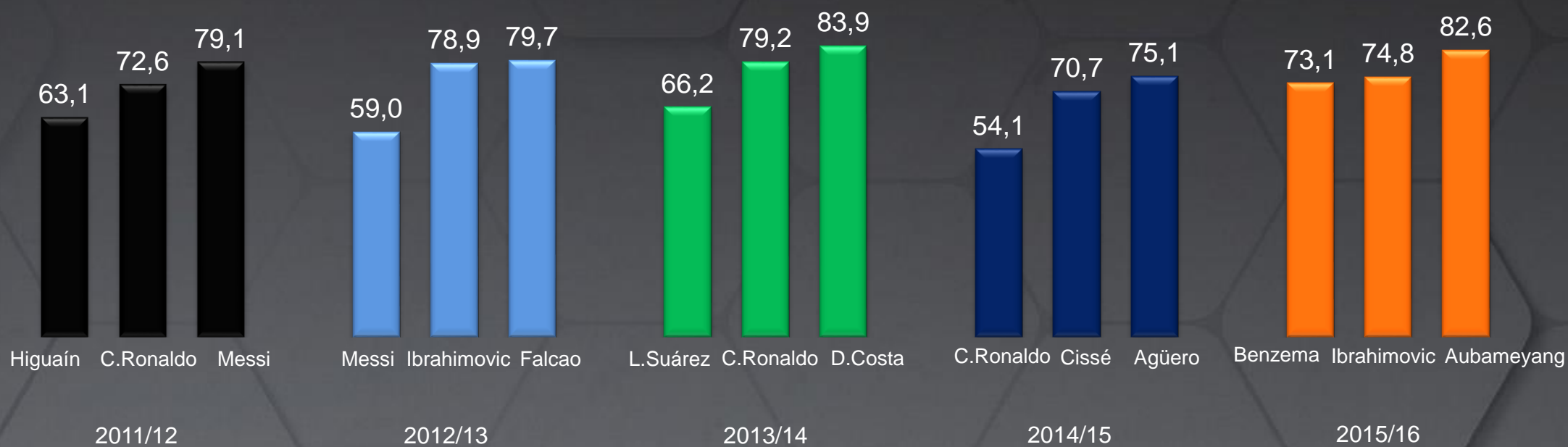
Minutes x goal



Goals scored during 1st half of each domestic league

## TOP 3 GOAL EFFICACY OF LAST 5 SEASONS

Minutes x goal



Goals scored during 1st half of each domestic league

## TOP ASSISTS TOP 5 EUROPEAN LEAGUES 2015/16

Neymar	10
M.Asensio	8
Bale	8
Soldado	7
C.Ronaldo	7
Kroos	6
Konoplyanka	6
S.Enrich	6
L.Suárez	6
D.Suárez	5

Özil	16
Deulofeu	8
De Bruyne	8
D.Silva	7
Albrighton	7
Eriksen	7
Barkley	7
Hoolahan	6
Mané	6
Mahrez	6

Bonaventura	8
Meggiorini	7
Pjanic	6
Insigne	6
Dybala	6
Kalinic	6
Maxi Moralez	5
Birsa	5
Hamsik	5
Saporana	5

D. Costa	12
Mkhitarjan	11
Raffael	8
Ginter	7
Kagawa	7
Jairo	6
Weiser	5
Seferovic	5
Stindl	5
A.Vidal	4

Di Maria	9
Khazri	6
Ibrahimovic	6
Dirar	5
Berrada	5
Batshuayi	5
Boudebouz	4
Salibur	4
Seri	4
Crivelli	4





VISITOR



1. Technical sheet
2. Winter transfer window overview
3. La Liga on going season review
4. Case study: Chinese SuperLeague
5. European football table 2015/16
6. Conclusions
7. Annexes

HOME





## CONCLUSIONS STR 2016- WINTER (1 OF 5)

- ✓ Winter transfers total investment in top 5 European Leagues grew 10% to 427mio€, the second highest amount in history
- ✓ Combined investment of summer and winter transfer windows in top 5 European leagues was almost 3,4bio€, up 29% vs last season and again record high ever
- ✓ Premier League was again the dominant force in Europe, investing 43% more than all other leagues together. SerieA invested 78mio€, followed by Bundesliga (39mio€, -47%), Ligue1 (32mio€, =) and LaLiga (27m€, -54%)
- ✓ Combined season investment by Premier League clubs was again the highest ever, in excess of 1,4bio€ (+19%). SerieA reached 657mio€, followed by LaLiga (545), Bundesliga (432) and Ligue1 (335)
- ✓ Premier League player sales were down 32% to 90mio€, almost same amount as Serie A. Atlético last minute Jackson sales takes LaLiga to 67mio€, double vs last year. Premier League net investment of 143mio€ is a record high, more than doubling LaLiga spending and eclipsing amounts of any other leagues

## CONCLUSIONS STR 2016- WINTER (2 OF 5)

- ✓ Watford spent more than any other team in Europe. 7 of the top 10 teams in spending play in the Premier League (none in the top 8), including all 3 teams promoted this season
- ✓ Only 3 top teams (Arsenal, Juventus and Chelsea) made any investment in January. Bayern and FC Barcelona did not spend any cash on transfer fees for 5th consecutive winter transfer window
- ✓ Atlético reaches 1st position of European ranking after selling Jackson Martínez to Guangzhou. Chelsea is again in the top 2 in January, topping sales tables for 3rd year in a row. Porto's sale of Imbula to Stoke gets it in 3rd position in Europe
- ✓ Chelsea is the top club with highest sales activity for 3rd consecutive year, followed at distance by Inter Milan. Virtually no activity recorded in most top clubs
- ✓ Imbula's signing by Stoke for 24mio€ is the most expensive in Europe, followed by Everton's Niasse (18m€). Both signings took place on deadline day. 9 out of 10 most expensive signings took place in England, including Rhodes by Championship club Middlesbrough

## CONCLUSIONS STR 2016- WINTER (3 OF 5)

- ✓ Manchester City was the side with highest combined investment (summer + winter) of season 2015/16 with 200mio€, followed by city rivals ManU (139) and Atletico (139). None of them spent in January
- ✓ La Liga sides invested 27mio€ in new players in January, half of last year. There is not a standard winter investment pattern over time. Madrid teams did not sign extra after FIFA ban announcement
- ✓ Including summer signings, Spanish clubs have spent 545mio€, almost same as last season and 2nd highest of last 8 seasons. 2015/16 season market had again significant participation of teams other than Real Madrid or FC Barcelona
- ✓ As much as 25 out of 39 players (64%) signed last winter participated in more than half of the minutes in the games remaining to finish the season, up from only 23% last year and proving spending is now more focused on immediate performance players, Only 14 out of 39 players signed last winter stayed at their teams when season finished, which confirms the traditional rotation of players signed in January

## CONCLUSIONS STR 2016- WINTER (4 OF 5)

- ✓ Investment at La Liga was concentrated in just 6 teams –Sevilla (on Immobile to be loaned to Torino), Celta, Atlético, Levante, Espanyol and Eibar-
- ✓ Immobile is most expensive signing of the winter at La Liga, after Sevilla executing purchase option. Breaking news is the presence of modest teams with actual transfer expenditure rather than just sourcing players thru loans -Celta, Levante, Espanyol (with new Chinese owner) and Eibar-. Immobile joins the ranking of top 10 most expensive winter signings ever at LaLiga, even if the player was released on loan to Torino
- ✓ Last minute sale of Atletico's Jackson to Guangzhou for 42mio€ eclipsed activity at LaLiga, where in general most of the teams managed to retain their talent this time thanks to a better financial situation. Net investment would have been positive if excluding Jackson transaction
- ✓ Besides exceptional Jackson last minute move, Granada topped the list of player transfers income (12mio€) after selling selling Peñaranda to sister club Watford (10,6mio€) and retaining him on loan. As much as 15 teams did not sell any players (or did not need to)





## CONCLUSIONS STR 2016- WINTER (5 OF 5)

- ✓ A total of 43 players were signed by LaLiga sides in January, of which 80% were either on loan (21) or free transfers (14). Just like it happened in previous years, LaLiga teams took advantage of winter transfer window to reduce the number of players in their squads
- ✓ Granada was again the most active LaLiga team in January, bringing 7 new players and releasing 5. Real Madrid (despite upcoming FIFA ban), FC Barcelona and At.Bilbao did not sign any new players for 4th year in a row
- ✓ Málaga was the team that released the highest number of players (7), followed by Las Palmas and Granada (5 each). FC Barcelona was the only side in LaLiga that did not release any player (3rd year in a row)



## SUMMARY: ON GOING SEASON REVIEW (1 OF 2)

- ✓ Sporting (3/3) is the team that has taken better advantage of summer player signings. On the opposite side we have Real Madrid and At.Madrid, where only 1 out of 5 players signed in the summer have played more than 50% of the minutes.

---

- ✓ A.Vidal has become the most profitable signing out of the 10 more expensive signings last summer. De Bruyne, Sterling and Martial also amongst more profitable. On the opposite side: Firmino and Kovacic, who have played less than 50% of the minutes.

---

- ✓ Danilo after playing 68% of the minutes becomes the most profitable signing from top 10 most expensive of last summer. Arda Turan and Aleix Vidal, have not played in the first half of the league because of a FIFA ban. Vietto, Rodrigo and Savic, the less used.

---

- ✓ Godín have played all the minutes in the first half for second year in a row, as well as C.Ronaldo, Sidnei, Rosales and D.Simón. Cristiano has played 100% of the minutes of the first half after 2 years of absense due to injuries. 4 out of 5 players that play 100% of the minutes are defenders.



## SUMMARY: ON GOING SEASON REVIEW (2 OF 2)

- ✓ Celta is the team with the most stable line-up: 10 of their players have played more than 70% of the minutes (on the opposite side Valencia with only 4). Real Madrid has 5 key players, 4 less than in the last season. Meanwhile FC Barcelona goes from 6 to 8.
- ✓ Málaga and Betis are the teams who used more players until now (26). On the opposite side we find Deportivo and Sporting with only 21.
- ✓ For the 3rd year in a row At. Bilbao (18) is the leader in the use of home grown players. Sporting (17) and Las Palmas (14) complete the Top 3. R.Sociedad and FC Barcelona fall to 4th and 5th position respectively. For the second year in a row Eibar (2) is in the last position.
- ✓ Having used 10 home grown players, FC Barcelona finds itself in the first position of the European ranking after losing it in the last season and having been the leaders in the last 5 years. Following it we find Real Madrid, At.Madrid and PSG.



## SUMMARY- EUROPEAN FOOTBALL TABLE 2015/16 (1 OF 3)

- ✓ Guardiola's Bayern leads European football table for the third consecutive year, having earned an 90,20% of the total points. PSG is in 2<sup>nd</sup> position (89,47%), followed by FC Barcelona getting back to European Top 3 after last year absence. Real Madrid is in 7<sup>th</sup> position, with its the lowest percentage of points since season 2012/13. Arsenal sits in 10<sup>th</sup> position, the leader of a European league with a lower percentage of points (68,42%) showing the high competition of the EPL

---

- ✓ Bayern Munich repeats as the only team that has won all home games followed by FC Barcelona (93% of points). PSG is the best team playing away, with 87,88% points rate during first half of the league

---

- ✓ Borussia Dortmund leads the European table in terms of goals (2,76 per game in overall average), the lowest percentage of the last 5 seasons for the leader of this table. Another German team, Bayern Munich, is the top scorer team at home 3,56 goals per game in average

---

- ✓ Atletico Madrid has the best defense of this season in Europe, having conceded an average of 0,42 goals per game, followed by Bayern Munich and PSG both with 0,47



## SUMMARY- EUROPEAN FOOTBALL TABLE 2015/16 (2 OF 3)

- ✓ Aston Villa (Premier League), Chievo Verona (Serie A) and Troyes (Ligue 1) are the worst teams in Europe with only 14% of the points earned

---

- ✓ Angers (1,82 points per goal in average), Ingolstad (1,82) and Málaga (1,71) are the teams with best goal profitability in Europe

---

- ✓ For 2<sup>nd</sup> year in a row La Liga BBVA has seen the goals per game average (2,54) decrease. The worst average in the last 6 years

---

- ✓ Bundesliga (2,82) maintains for its status as Europe's most efficient league with the highest % of goals scored per game for the 6<sup>th</sup> consecutive year. Premier League (2,6) is 2<sup>nd</sup>

---

- ✓ Investment in new players brought better pitch performance to half of the top 10 spending sides of the summer in Europe, At.Madrid, PG, Liverpool, Inter Milan and AC Milan have improved their points rate. In Spain, 6 of the top spending teams have improved last season's results, showing Celta and At.Bilbao the highest growth in points.



## SUMMARY- EUROPEAN FOOTBALL TABLE 2015/16 (3 OF 3)

- ✓ Higuain and Aubameyang are Europe's top goal scorers with 18 goals. For the first time in 6 years nor Cristiano or Messi lead this table.

---

- ✓ 6 players are in 2<sup>nd</sup> position with 15 goals: Neymar, Luis Suárez, Lukaku, Vardy, Lewandosky and Ibrahimovic

---

- ✓ Benzema has the best goals efficacy in Europe by scoring a goal every 73 minutes, still far from the record rate by Cristiano Ronaldo last season (scoring every 54 minutes)

---

- ✓ Özil is the best in Europe in terms of assists, with 16 in total, ahead of Douglas Costa (12) and Neymar (10)

VISITOR



1. Technical sheet
2. Winter transfer window overview
3. La Liga on going season review
4. Case study: Chinese SuperLeague
5. European football table 2015/16
6. Conclusions
7. Annexes

HOME





VISITOR



1. Tables











2. About Prime Time Sport













HOME



## LIST OF HOME GROWN PLAYERS BY TEAM

Club	Canteranos
	Masip, Piqué, Bartra, Alba, Munir, Busquets, Iniesta, S.Roberto, Aleix Vidal, Rafinha, Sandro, Messi
	Kiko Casilla, Nacho, Carvajal, Arbeloa, Jesé, Lucas Vázquez, Denis Cheryshev
	Saúl Ñíguez, Koke, Óliver Torres, Gabi, Lucas Hernández, Thomas, Torres
	Gayá, Alcácer
	Reyes, Sergio Rico, Luismi
	Ander Bardaji, I.Martínez, M.González, Ansotegi, C.Martínez, Zaldúa, Illarramendi, Bergara, R.Pardo, Zurutuza, Héctor Hernández, Xabi Prieto, Aguirretxe, Alain Oyarzun
	Iraizoz, Herrerin, Laporte, San José, Etxeita, Gurpegi, Balenziaga, Eneko Bóveda, Iturraspe, Beñat, Eraso, Aketxe, Ibai, Susaeta, Muniain, Aduritz, Merino, Williams
	Fabri, Manu, Laure, Juan Domínguez, Álex Bergantiños
	Isaac Success
	Pau López, Rubén Duarte, Antonio Raíllo, Joan Jordan, V.Álvarez, Roberto Correa, J.López, Mamadou Sylla

## LIST OF HOME GROWN PLAYERS BY TEAM

Club	Canteranos
	Jaume Costa, Gaspar, Bruno Soriano, Trigueros, Nahuel, Pablo Íñiguez
	Recio, Juanpi Añor
	Carlos Vigaray, Emiliano Buendía, Ian González
	S.Álvarez, Rubén Blanco, Hugo Mallo, J.Castro, Madinda, Iago Aspas, Josep Señé
	X.Irureta, Ander Capa
	Lizoain, David García, Carlos Gutiérrez, David S. , Ángel L, Javi C. , Vicente Gómez, Hernán, Roque Mesa, Dani Castellano, J. Viera, Valerón, Tana, Nauzet, Padrón
	Hector Rodas, Juanfran, Camarasa, Iván López, Rubén, Morales
	Amaya, Nacho Martínez, Juan Carlos, Embarba, Lass Bangoura
	Dennis D, Luis Hernández, Jorge M, Roberto C, Álex Menéndez, Alberto Lora, Alberto G, Sergio A, Nacho Cases, Álex Barrera, Rachi, Jony, Juan Muñiz, Pablo P, M <sup>a</sup> Guerrero, Carlos C.
	Varela, Dani Ceballos, Eder Vilarchao, Álvaro Vadillo, Álvaro Cejudo, Joaquín

## POINTS ACHIEVED AT HOME: WORST 10

	% Points achieved		Total						% of Points	
			Pt	Played	W	D	L	Gf	Ga	
89	Sunderland		8	9	2	2	5	9	10	29,63
90	Augsburg		8	9	2	2	5	9	13	29,63
91	Hoffenheim		7	8	1	4	3	9	12	29,17
92	Darmstadt		7	9	1	4	4	7	15	25,93
93	Hannover 96		6	8	2	0	6	10	14	25,00
94	Betis		6	9	1	3	5	6	15	22,22
95	Troyes		6	11	0	6	5	6	14	18,18
96	W.Bremen		4	8	1	1	6	5	16	16,67
97	Verona		4	10	0	4	6	6	15	13,33
98	Aston Villa		3	9	0	3	6	6	13	11,11

Table after completion of 1st half of each domestic league

## POINTS ACHIEVED AWAY: WORST 10

	% Points achieved		Total						% of Points	
			Pt	Played	W	D	L	Gf	Ga	
89	Sevilla		5	9	0	5	4	5	11	18,52
90	Levante		5	9	1	2	6	5	17	18,52
91	Aston Villa		5	10	1	2	7	9	21	16,67
92	Rayo		4	9	1	1	7	10	27	14,81
93	C.Verona		4	9	0	4	5	6	16	14,81
94	Bastia		4	9	0	4	5	5	14	14,81
95	Sunderland		4	10	1	1	8	10	28	13,33
96	Las Palmas		3	9	0	3	6	9	20	11,11
97	Troyes		2	8	0	2	6	4	21	8,33
98	Frosinone		2	9	0	2	7	5	21	7,41

Table after completion of 1st half of each domestic league



## AVERAGE GOALS SCORED AT HOME: WORST 10

	Average goals favor		Pt	Played	Total					Avge Gf
					W	D	L	Gf	Ga	
89	Darmstadt		7	9	1	4	4	7	15	0,78
90	Nantes		12	9	3	3	3	7	8	0,78
91	Köln		13	9	3	4	2	7	6	0,78
92	Ingolstadt		8	8	2	2	4	6	9	0,75
93	Aston Villa		3	9	0	3	6	6	13	0,67
94	Betis		6	9	1	3	5	6	15	0,67
95	W.Bremen		4	8	1	1	6	5	16	0,63
96	Verona		4	10	0	4	6	6	15	0,60
97	Angers		15	10	3	6	1	6	4	0,60
98	Troyes		6	11	0	6	5	6	14	0,55

Table after completion of 1st half of each domestic league

## AVERAGE GOALS SCORED AWAY: WORST 10

	Average goals favor		Total						Avg Gf	
			Pt	Played	W	D	L	Gf	Ga	
89	Frosinone		2	9	0	2	7	5	21	0,56
90	Bastia		4	9	0	4	5	5	14	0,56
91	Sevilla		5	9	0	5	4	5	11	0,56
92	Levante		5	9	1	2	6	5	17	0,56
93	Newcastle		7	9	2	1	6	5	20	0,56
94	Ingolstadt		12	9	3	3	3	5	9	0,56
95	Troyes		2	8	0	2	6	4	21	0,50
96	Wolfsburg		6	8	1	3	4	4	13	0,50
97	Guingamp		7	10	2	1	7	4	15	0,40
98	Málaga		9	10	2	3	5	4	10	0,40

Table after completion of 1st half of each domestic league

## AVERAGE GOALS CONCEDED AT HOME: TOP 10

	Average goals against		Pt	Played	Total					Avge Ga
					W	D	L	Gf	Ga	
1	M.United		16	9	4	4	1	10	3	0,33
2	B. Munich		27	9	9	0	0	32	3	0,33
3	Angers		15	10	3	6	1	6	4	0,40
4	Lille		14	9	4	2	3	9	5	0,56
5	Málaga		15	9	4	3	2	10	5	0,56
6	At.Madrid		22	9	7	1	1	12	5	0,56
7	Getafe		18	10	5	3	2	14	6	0,60
8	Köln		13	9	3	4	2	7	6	0,67
9	Arsenal		20	9	6	2	1	15	6	0,67
10	Juventus		20	9	6	2	1	16	6	0,67

Table after completion of 1st half of each domestic league

## AVERAGE GOALS CONCEDED AT HOME: WORST 10

	Average goals against		Pt	Played	Total					Avg Ga
					W	D	L	Gf	Ga	
89	Betis		6	9	1	3	5	6	15	1,67
90	Darmstadt		7	9	1	4	4	7	15	1,67
91	Hannover 96		6	8	2	0	6	10	14	1,75
92	E.Frankfurt		9	8	2	3	3	12	14	1,75
93	Granada		8	9	2	2	5	8	16	1,78
94	Stuttgart		10	9	3	1	5	10	17	1,89
95	Everton		12	10	3	3	4	22	19	1,90
96	W.Bremen		4	8	1	1	6	5	16	2,00
97	Frosinone		13	10	4	1	5	15	20	2,00
98	B.Leverkusen		14	8	4	2	2	15	19	2,38

Table after completion of 1st half of each domestic league



## AVERAGE GOALS CONCEDED AWAY: TOP 10

	Average goals against		Pt	Played	Total					Avge Ga
					W	D	L	Gf	Ga	
1	PSG		29	11	9	2	0	21	3	0,27
2	At.Madrid		22	10	7	1	2	15	3	0,30
3	Inter		20	9	6	2	1	13	5	0,56
4	B. Munich		19	8	6	1	1	14	5	0,63
5	Angers		16	9	5	1	3	11	7	0,78
6	Crystal Palace		17	9	5	2	2	11	7	0,78
7	Lille		10	10	1	7	2	6	8	0,80
8	WBA		12	9	3	3	3	6	8	0,89
9	M.City		12	9	3	3	3	8	8	0,89
10	O.Marsella		14	9	4	2	3	9	8	0,89

Table after completion of 1st half of each domestic league

## AVERAGE GOALS CONCEDED AWAY: WORST 10

	Average goals favor		Pt	Played	Total					Avge Gf
					W	D	L	Gf	Ga	
89	Newcastle		7	9	2	1	6	5	20	2,22
90	Las Palmas		3	9	0	3	6	9	20	2,22
91	Borussia M.		10	8	3	1	4	16	18	2,25
92	Frosinone		2	9	0	2	7	5	21	2,33
93	Getafe		5	9	1	2	6	7	21	2,33
94	Carpi		5	9	1	2	6	8	22	2,44
95	Stuttgart		5	8	1	2	5	12	20	2,50
96	Troyes		2	8	0	2	6	4	21	2,63
97	Sunderland		4	10	1	1	8	10	28	2,80
98	Rayo		4	9	1	1	7	10	27	3,00

Table after completion of 1st half of each domestic league

## GOAL DIFFERENCE: WORST 10

	Goal Difference		Pt	Played	Total					Goal diff
					W	D	L	Gf	Ga	
89	Stuttgart		15	17	4	3	10	22	37	-15
90	Granda		17	19	4	5	10	20	36	-16
91	Carpi		14	19	3	5	11	17	34	-17
92	Levante		14	19	3	5	11	14	32	-18
93	Sunderland		12	19	3	3	13	19	38	-19
94	Aston Villa		8	19	1	5	13	15	34	-19
95	Verona		8	19	0	8	11	12	31	-19
96	Frosinone		15	19	4	3	12	20	41	-21
97	Rayo		15	19	4	3	12	21	43	-22
98	Troyes		8	19	0	8	11	10	35	-25

Table after completion of 1st half of each domestic league

## GOAL DIFFERENCE AT HOME: TOP 10

	Goal Difference		Pt	Played	Total					Goal diff
					W	D	L	Gf	Ga	
1	B. Munich		27	9	9	0	0	32	3	29
2	R.Madrid		25	10	8	1	1	34	9	25
3	FC Barcelona		28	10	9	1	0	32	7	25
4	PSG		22	8	7	1	0	27	6	21
5	B. Dortmund		22	8	7	1	0	28	8	20
6	M.City		24	10	8	0	2	29	12	17
7	Wolfsburg		20	9	6	2	1	22	8	14
8	Fiorentina		22	10	7	1	2	21	8	13
9	Napoli		23	9	7	2	0	18	6	12
10	Sevilla		24	10	8	0	2	21	10	11

Table after completion of 1st half of each domestic league



## GOAL DIFFERENCE AT HOME: WORST 10

	Goal Difference		Pt	Played	Total					Goal diff
					W	D	L	Gf	Ga	
89	Frosinone		13	10	4	1	5	15	20	-5
90	Levante		9	10	2	3	5	9	15	-6
91	Stuttgart		10	9	3	1	5	10	17	-7
92	Aston Villa		3	9	0	3	6	6	13	-7
93	Granada		8	9	2	2	5	8	16	-8
94	Darmstadt		7	9	1	4	4	7	15	-8
95	Troyes		6	11	0	6	5	6	14	-8
96	Betis		6	9	1	3	5	6	15	-9
97	Verona		4	10	0	4	6	6	15	-9
98	W.Bremen		4	8	1	1	6	5	16	-11

Table after completion of 1st half of each domestic league

## GOAL DIFFERENCE AWAY: TOP 10

	Goal Difference		Pt	Played	Total					Goal diff
					W	D	L	Gf	Ga	
1	PSG		29	11	9	2	0	21	3	18
2	At.Madrid		22	10	7	1	2	15	3	12
3	Napoli		18	10	5	3	2	20	9	11
4	Leicester		21	10	6	3	1	21	12	9
5	R.Madrid		15	9	4	3	2	18	9	9
6	B. Munich		19	8	6	1	1	14	5	9
7	Juventus		19	10	6	1	3	17	9	8
8	Inter		20	9	6	2	1	13	5	8
9	Tottenham		16	9	4	4	1	15	8	7
10	Arsenal		19	10	6	1	3	18	12	6

Table after completion of 1st half of each domestic league



## GOAL DIFFERENCE AWAY: WORST 10

	Goal Difference		Pt	Played	Total					Goal diff
					W	D	L	Gf	Ga	
89	Aston Villa		5	10	1	2	7	9	21	-12
90	Levante		5	9	1	2	6	5	17	-12
91	Toulouse		6	10	1	3	6	8	21	-13
92	Carpi		5	9	1	2	6	8	22	-14
93	Getafe		5	9	1	2	6	7	21	-14
94	Newcastle		7	9	2	1	6	5	20	-15
95	Frosinone		2	9	0	2	7	5	21	-16
96	Rayo		4	9	1	1	7	10	27	-17
97	Troyes		2	8	0	2	6	4	21	-17
98	Sunderland		4	10	1	1	8	10	28	-18

Table after completion of 1st half of each domestic league



## TABLE LA LIGA

	Liga BBVA Table	Pt	Played	W	D	L	Gf	Ga	% of points
1	At.Madrid 	44	19	14	2	3	27	8	77,19
2	FC Barcelona 	42	18	13	3	2	44	15	77,78
3	R.Madrid 	40	19	12	4	3	52	18	70,18
4	Villarreal 	39	19	12	3	4	26	16	68,42
5	Celta 	31	19	9	4	6	28	27	54,39
6	Eibar 	30	19	8	6	5	27	20	52,63
7	Sevilla 	29	19	8	5	6	26	21	50,88
8	At.Bilbao 	28	19	8	4	7	27	22	49,12
9	Deportivo 	27	19	6	9	4	26	23	47,37
10	Málaga 	24	19	6	6	7	14	15	42,11
11	Getafe 	23	19	6	5	8	21	27	40,35
12	Valencia 	23	19	5	8	6	23	19	40,35
13	Espanyol 	21	19	6	3	10	17	30	36,84
14	Betis 	20	19	5	5	9	13	28	35,09
15	R.Sociedad 	20	19	5	5	9	22	27	35,09
16	Las Palmas 	18	19	4	6	9	19	27	31,58
17	Granda 	17	19	4	5	10	20	36	29,82
18	Rayo 	15	19	4	3	12	21	43	26,32
19	Sporting 	15	18	4	3	11	16	29	27,78
20	Levante 	14	19	3	5	11	14	32	24,56








## TABLE PREMIER LEAGUE

	Premier League Table	Pt	Played	W	D	L	Gf	Ga	% of points
1	Arsenal 	39	19	12	3	4	33	18	68,42
2	Leicester 	39	19	11	6	2	37	25	68,42
3	M.City 	36	19	11	3	5	37	20	63,16
4	Tottenham 	35	19	9	8	2	33	15	61,40
5	Crystal Palace 	31	19	9	4	6	23	16	54,39
6	M.United 	30	19	8	6	5	22	16	52,63
7	Liverpool 	30	19	8	6	5	22	22	52,63
8	West Ham 	29	19	7	8	4	28	23	50,88
9	Watford 	29	19	8	5	6	24	20	50,88
10	Stoke City 	29	19	8	5	6	20	19	50,88
11	Everton 	26	19	6	8	5	35	28	45,61
12	Southampton 	24	19	6	6	7	26	23	42,11
13	WBA 	23	19	6	5	8	18	24	40,35
14	Chelsea 	20	19	5	5	9	23	29	35,09
15	Norwich 	20	19	5	5	9	22	32	35,09
16	Bournemouth 	20	19	5	5	9	22	34	35,09
17	Swansea 	19	19	4	7	8	16	24	29,82
18	Newcastle 	17	19	4	5	10	19	34	21,05
19	Sunderland 	12	19	3	3	13	19	38	33,33
20	Aston Villa 	8	19	1	5	13	15	34	14,04



## TABLE SERIE A

	Serie A Table	Pt	Played	W	D	L	Gf	Ga	% of points
1	Napoli 	41	19	12	5	2	38	15	71,93
2	Juventus 	39	19	12	3	4	33	15	68,42
3	Inter 	39	19	12	3	4	24	12	68,42
4	Fiorentina 	38	19	12	2	5	37	19	66,67
5	AS Roma 	34	19	9	7	3	36	22	59,65
6	Sassuolo 	31	19	8	7	3	23	17	54,39
7	Empoli 	30	19	9	3	7	24	23	52,63
8	AC Milan 	29	19	8	5	6	25	23	50,88
9	Lazio 	27	19	8	3	8	23	27	47,37
10	Chievo 	26	19	7	5	7	25	21	45,61
11	Udinese 	24	19	7	3	9	18	27	42,11
12	Atalanta 	24	19	7	3	9	20	23	42,11
13	Sampdoria 	23	19	6	5	8	28	30	40,35
14	Torino 	22	19	6	4	8	22	23	38,60
15	Bologna 	22	19	7	1	11	20	25	38,60
16	Palermo 	21	19	6	3	10	19	29	36,84
17	Genoa 	19	19	5	4	10	19	26	33,33
18	Frosinone 	15	19	4	3	12	20	41	26,32
19	Carpi 	14	19	3	5	11	17	34	24,56
20	Verona 	8	19	0	8	11	12	31	14,04

## TABLE BUNDESLIGA

	Bundesliga Table		Pt	Played	W	D	L	Gf	Ga	% of points
1	B. Munich 		46	17	15	1	1	46	8	90,20
2	B. Dortmund 		38	17	12	2	3	47	23	74,51
3	Hertha Berlin 		32	17	10	2	5	26	18	62,75
4	Borussia M. 		29	17	9	2	6	34	30	56,86
5	B.Leverkusen 		27	17	8	3	6	25	20	52,94
6	Shalke 04 		27	17	8	3	6	23	23	52,94
7	Wolfsburg 		26	17	7	5	5	26	21	50,98
8	Mainz 05 		24	17	7	3	7	23	23	47,06
9	Köln 		24	17	6	6	5	18	21	47,06
10	Hamburg 		22	17	6	4	7	19	23	43,14
11	Ingolstadt 		20	17	5	5	7	11	18	39,22
12	Augsburg 		19	17	5	4	8	21	26	37,25
13	Darmstadt 		18	17	4	6	7	17	26	35,29
14	E.Frankfurt 		17	17	4	5	8	21	28	33,33
15	Stuttgart 		15	17	4	3	10	22	37	29,41
16	W. Bremen 		15	17	4	3	10	17	32	29,41
17	Hannover 96 		14	17	4	2	11	18	29	27,45
18	Hoffenheim 		13	17	2	7	8	17	25	25,49

# TABLE LIGUE 1

	Ligue 1 Table		Pt	Played	W	D	L	Gf	Ga	% of points
1	PSG		51	19	16	3	0	48	9	89,47
2	AS Monaco		32	19	8	8	3	25	23	56,14
3	Angers		31	19	8	7	4	17	11	54,39
4	Caen		30	19	9	3	7	21	22	52,63
5	Nice		29	19	8	5	6	32	23	50,88
6	Saint-Étienne		29	19	9	2	8	22	22	50,88
7	Stade Rennais		27	19	6	9	4	25	21	47,37
8	Lorient		26	19	6	8	5	27	26	45,61
9	O.Lyon		26	19	7	5	7	23	23	45,61
10	O.Marsella		25	19	6	7	6	28	21	43,86
11	Lille		24	19	5	9	5	15	13	42,11
12	Ajaccio		24	19	6	6	7	20	22	42,11
13	Nantes		24	19	6	6	7	14	17	42,11
14	G.Bordeaux		23	19	5	8	6	23	28	40,35
15	Montpellier		22	19	6	4	9	22	25	38,60
16	Bastia		22	19	6	4	9	20	24	38,60
17	Stade Reims		21	19	5	6	8	19	24	36,84
18	Guingamp		19	19	5	4	10	17	27	33,33
19	Toulouse		17	19	3	8	8	21	33	29,82
20	Troyes		8	19	0	8	11	10	35	14,04





## ***SOCCEREX TRANSFER REVIEW 2016- WINTER WINDOW***

**1. Tables**

**2. About Prime Time Sport**

**VISITOR**



**HOME**





# PRIME TIME SPORT BUSINESS AREAS

## FOOTBALL

- Player representation
- International player transfers
- Academies development
- Friendly games
- Consultancy

## PLAYER IMAGE RIGHTS

- Sponsors recruiting
- Media relationships
- Social networks
- Brand positioning & development

## E-SPORTS

- YouTubers representation
- Off-line & online events
- Bespoke projects for brands
- Sponsors recruiting

## CONTENT & CONSULTANCY

- Sponsors activation
- Strategic consultancy
- Articles & media appearances
- Book Show Me the Money!
- Soccerex Transfer Review

## CORPORATE FINANCE

- M&A projects
- Investment in football clubs
- Secured lending
- Valuation of squads





## CONTACT DETAILS

### **Esteve Calzada**

Group CEO

esteve.calzada@primetimesport.com

blog: [www.estevecalzada.com](http://www.estevecalzada.com)    twitter: @estevecalzada

+34 669 84 24 46

+44 20 3590 7593



### **Bruno Batlle**

General Manager

bruno.batlle@primetimesport.com

+34 672 29 61 33



### **Luiz Rocha**

Prime Time Sport Brazil

luiz.rocha@primetimesport.com

+55 31 3247 6272



### **Marc Valls**

Prime Time Sport UK

marc.valls@primetimesport.com

+44 7450 253 050



### **Aleix Piqué**

Content & player services manager

aleix.pique@primetimesport.com

+34 652 44 31 59

