



VISITOR



- 1. Technical sheet**
- 2. Winter transfer window overview**
- 3. La Liga on going season review**
- 4. European football table 2014/15**
- 5. Conclusions**
- 6. Annexes**

HOME





ABOUT SOCCEREX TRANSFER REVIEW

MISSION

Soccerex Transfer Review by Prime Time Sport provides since 2009 (originally established as Football Transfer Review) relevant data and insightful and independent analysis on the variables that influence squad designs and player transfers at main European Clubs

CONTENT

- 2 releases published every year, related to Summer and Winter transfer windows
- The objective is to combine the available data in a way that helps to come-up with insightful analysis, rather than the publication of the information itself
- Addressed to both football industry professionals and those that follow it with special interest

SPECIFICATIONS

- Data included refer to main divisions of top 5 European leagues (Liga BBVA, Premier League, Lega Calcio, Bundesliga and Ligue 1)
- Transfer data only include fix amounts.
- Year to year comparisons refer to winter market only, unless otherwise indicated
- Includes transfers that took place until January 31st 2015
- Transfer figures are gross of commissions or revenue share with other stake holders
- Sign-up means new player arrivals (not total number of registered players) and Exits players leaving the team (even if on loan)
- “Top European teams”: fix group of teams that according to Prime Time Sport are the most important in Europe (FC Barcelona, Real Madrid, Manchester United, Manchester City, Chelsea, Arsenal, PSG, AC Milan, Inter Milan, Juventus y Bayern Munich).
- On going season review and European Football Table have been produced mainly with 1st half of the season at top 5 European leagues (except where otherwise indicated)
- Sales of players (or stakes of economics rights) to investment funds are not considered by the report
- Nastasic considered a sale on 12mio€ as purchase option only requires him to play 7 matches
- Matchday 16 is not considered for Real Madrid and Sevilla (played on 04/02/2015)

TEAM

- Director: Esteve Calzada
- Head of content: Bruno Batlle
- Coordinator: Aleix Piqué
- Analyst: Àlex Mas
- Event host: Consejo Superior de Deportes

VISITOR



1. Technical sheet
2. Winter transfer window overview
3. La Liga on going season review
4. European football table 2014/15
5. Conclusions
6. Annexes

HOME



1. Review Top 5 European leagues

2. La Liga BBVA

VISITOR



HOME

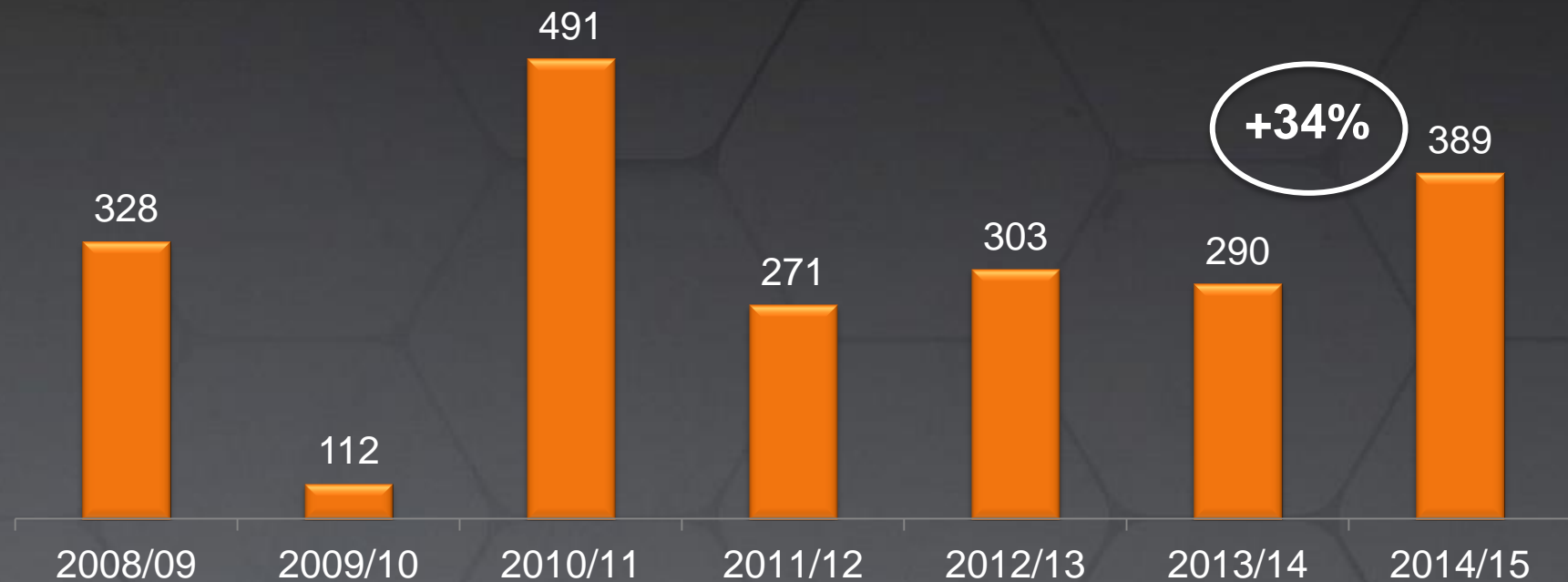


BACKGROUND

- ✓ UEFA's Financial Fair Play completed first 3 year analysis cycle and is deeply established as a regulation that teams observe cautiously
- ✓ Some leagues have implemented additional and strict financial control on the teams (ie Premier League and La Liga) which translate in reduced margin of manoeuvre at clubs management
- ✓ Winter transfers activity follows a summer window which showed highest investments ever in Premier League (1,028mio€), La Liga (500) and Bundesliga (274) to a 2,2bio€ record combined investment at top 5 European leagues
- ✓ FC Barcelona had no activity due to FIFA ban. Not being able to sign translated into avoiding any player exits
- ✓ French Ligue 1 loses its glamour and power as a result of Financial Fair Play sanctions on PSG and reduced investment by Monaco owners
- ✓ New Asian shareholders at Atletico and Valencia revitalise La Liga investment power and helps to dilute strength of Real Madrid and FC Barcelona duo
- ✓ Great Britain pound increased its value vs Euro in 10% compared to last year's summer transfer window

TOTAL INVESTMENT WINTER SIGNINGS- TOP 5 EUROPEAN LEAGUES

Mio€



Despite Financial Fair Play restrictions, winter transfers investment in Europe has still grown 34% to 385mio€, highest amount of last 4 years

WINTER TRANSFER VS SUMMER- TOTAL EUROPE

Mio€

Summer
Winter



Winter transfer window continues to be a complement to investment taking place in the summer. It represents 17% of amount spent in summer (vs 13% last season)

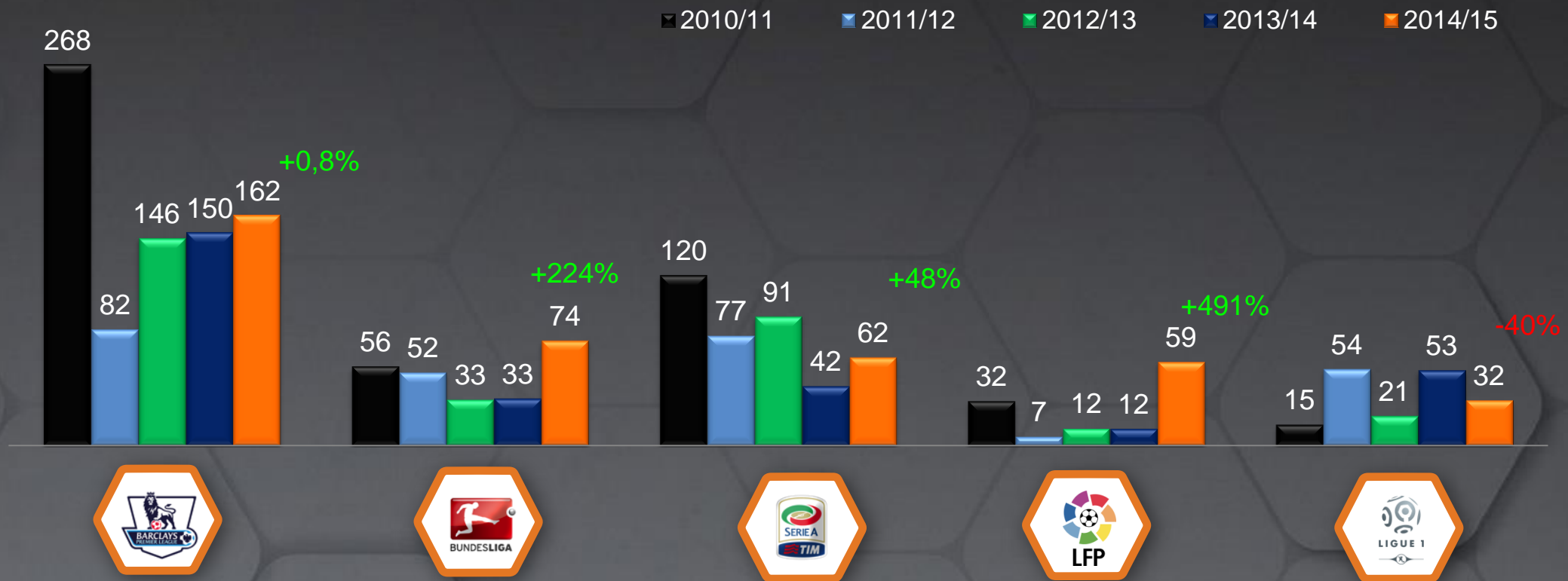
COMBINED SIGNINGS INVESTMENT SUMMER + WINTER TOP 5 EUROPEAN LEAGUES



Combined investment at summer and winter transfer windows in top 5 European leagues was in excess of 2,6bio€, up 7% vs last season and record high ever

WINTER WINDOW EXPENDITURE BY LEAGUE

Mio€

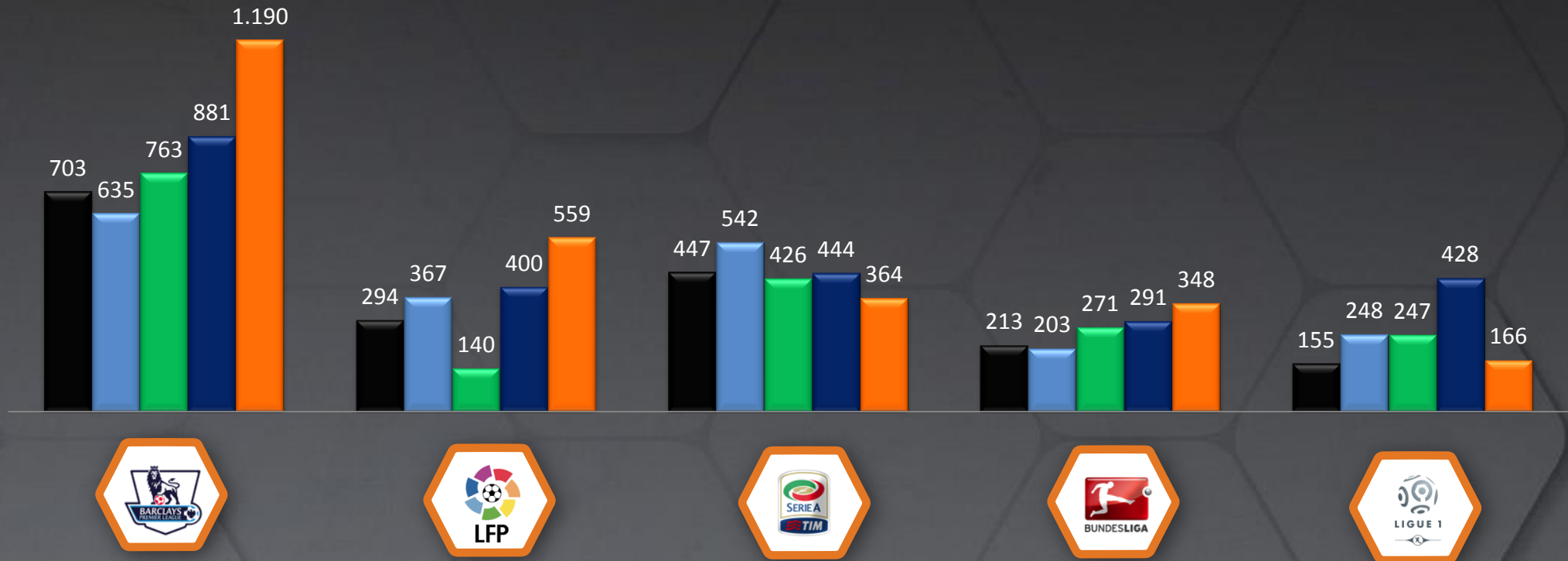


Premier League lead once again investment in Europe, more than doubling that of Bundesliga (2nd), yet flat vs previous year. European growth was driven by Bundesliga (74mio€; +224%), Serie A (62mio; +48%) and La Liga (59mio; +491%)

COMBINED SIGNINGS INVESTMENT SUMMER + WINTER TOP 5 EUROPEAN LEAGUES

Mio€

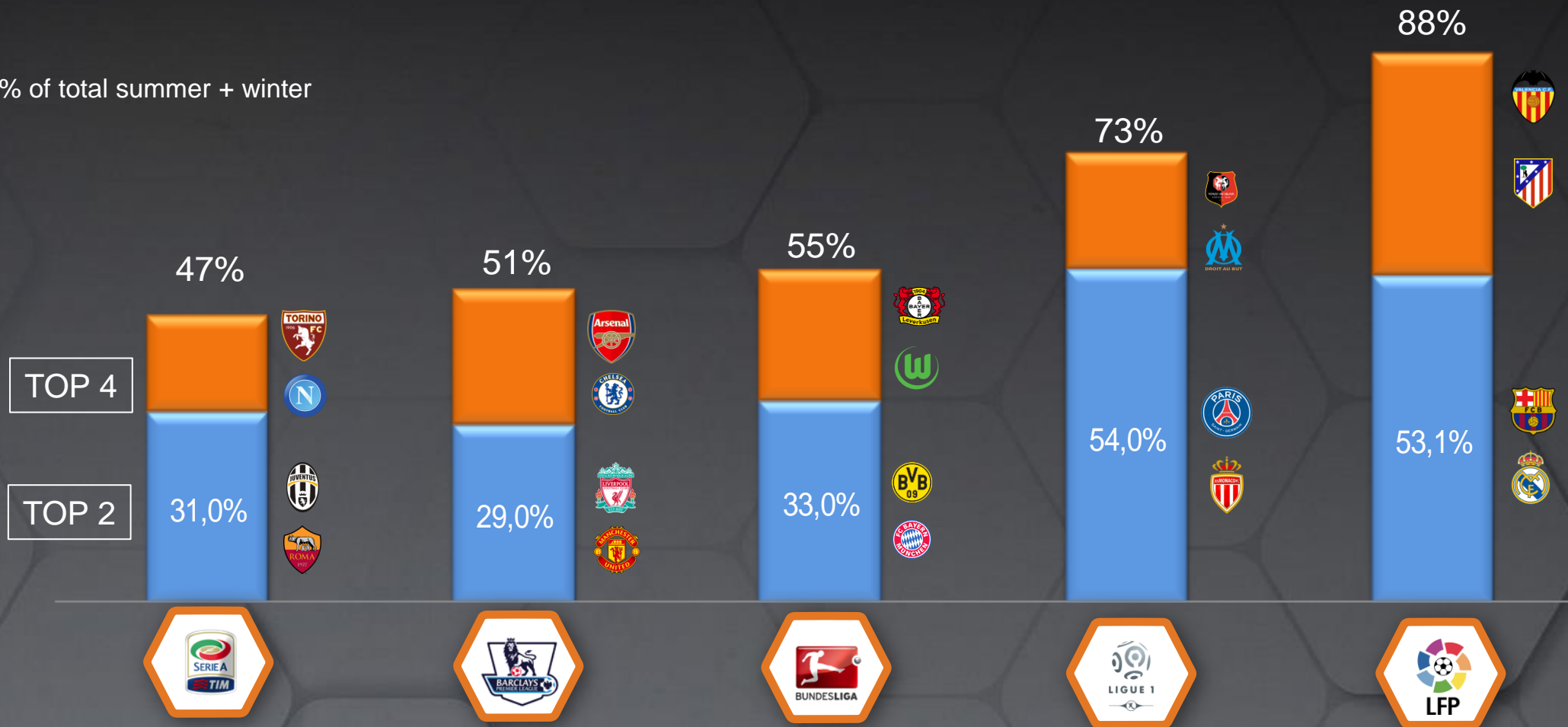
2010/11 2011/12 2012/13 2013/14 2014/15



Combined season investment by Premier League clubs was the highest ever, in excess of 1bio€ (+35%). La Liga (2nd) reached 559mio€, followed by SerieA (364), Bundesliga (348) and at distance Ligue 1 (166)

CONCENTRATION OF INVESTMENT BY TOP SPENDING TEAMS 2014/15

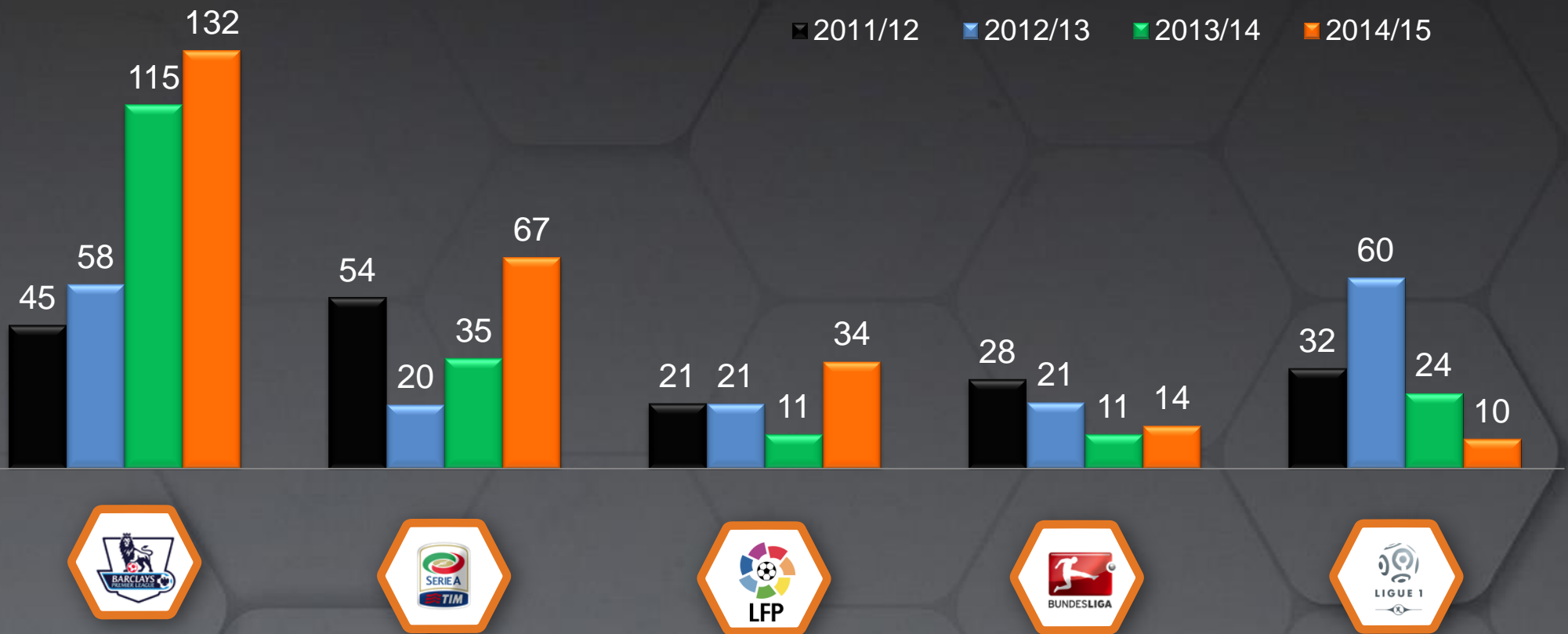
% of total summer + winter



Premier League has the smallest concentration as top 2 teams (M.United & Liverpool) account for 29% of total and top 4 for 51% (+Arsenal and Chelsea). On the opposite side, La Liga is still the most polarized tournament

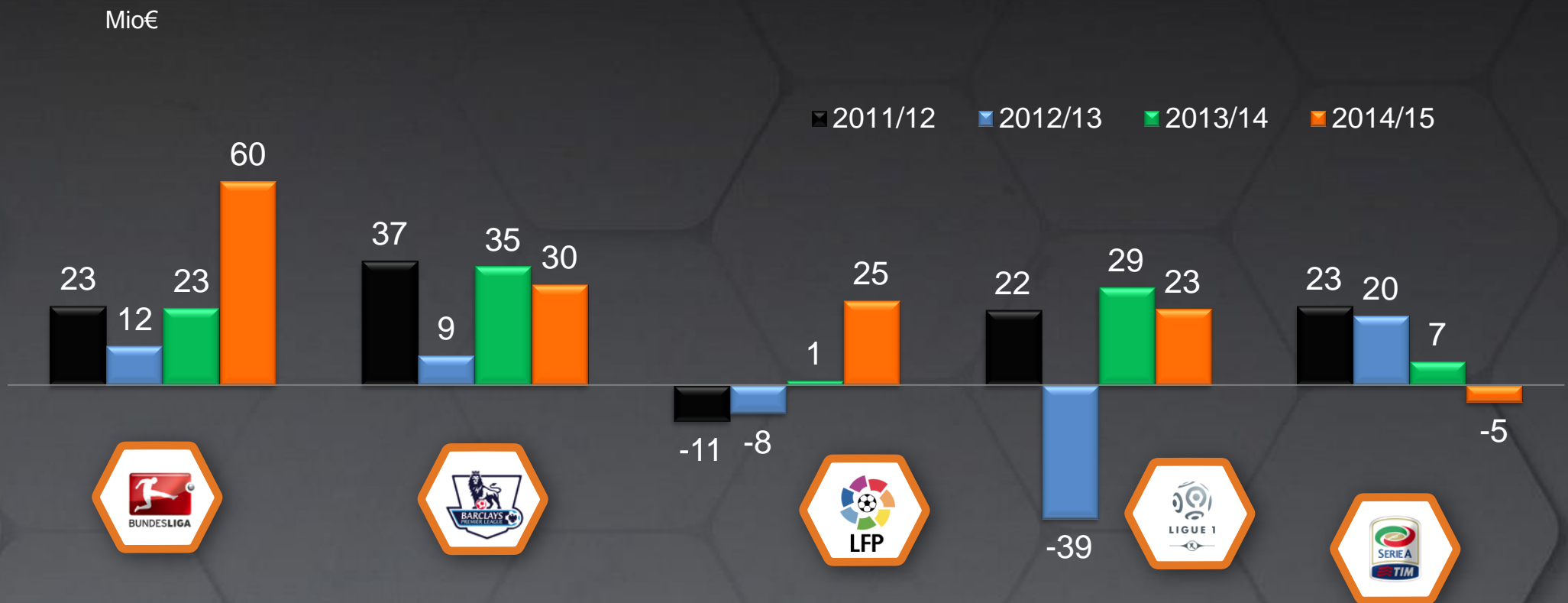
WINTER WINDOW PLAYER SALES-TOP 5 EUROPEAN LEAGUES

Mio€



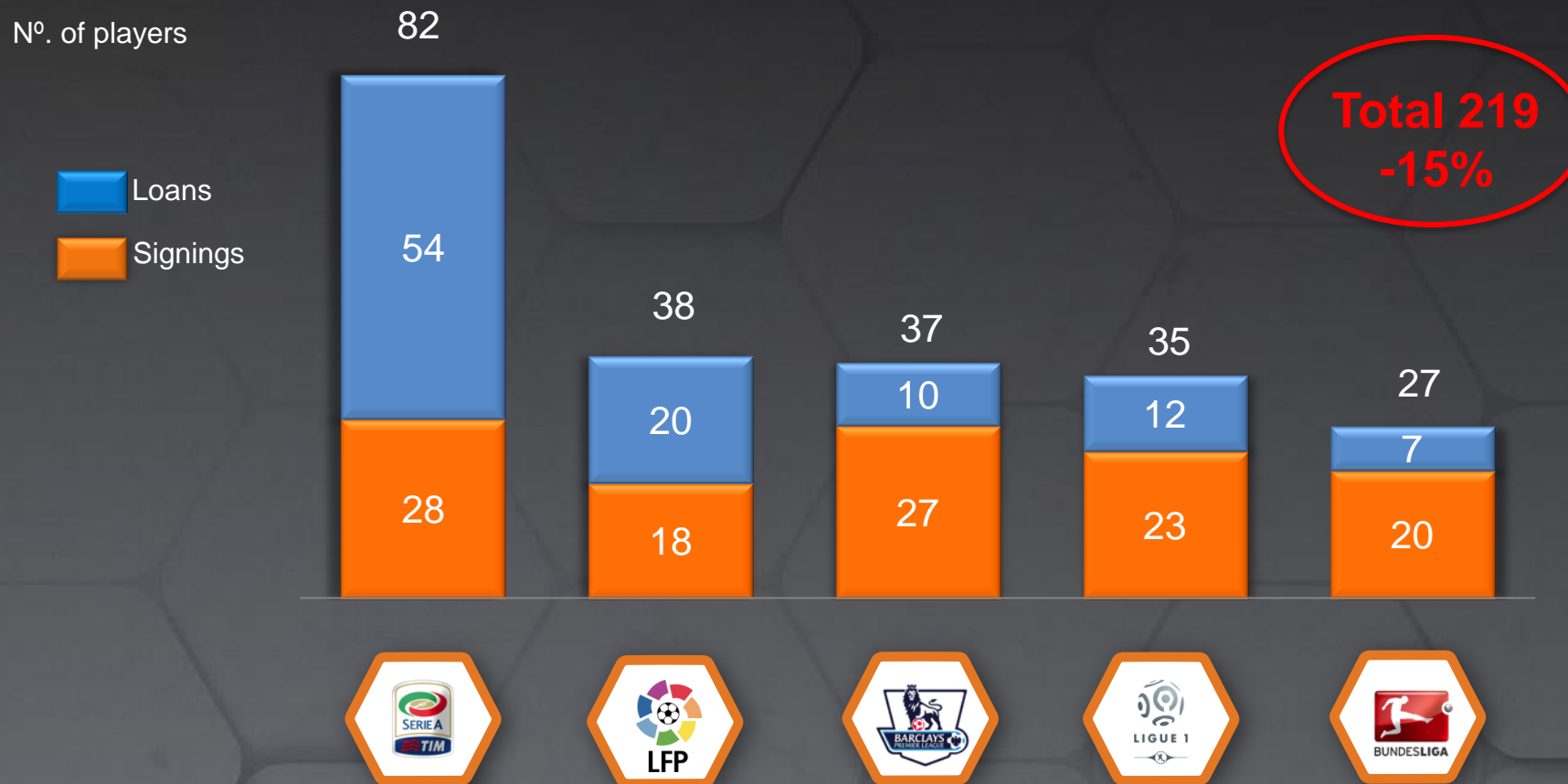
All top European leagues (except France) reached record figures of player sales, as most teams (including top ones) need to sell to be able to afford new signings

WINTER WINDOW NET SPENDING-TOP 5 EUROPEAN LEAGUES



Bundesliga takes over from Premier League with the highest net investment (60mio€).
La Liga almost matches Premier League net investment (25 vs 30mio€ respectively)

SIGN-UPS BY LEAGUE



Total number of sign-ups in Europe was down 15% to 219.
For the 5th season in a row, Italian Serie A registered the highest number of signings (82).
Loans and free transfers continue to represent a significant portion of the transactions

PLAYER EXITS BY LEAGUE

Nº. of players

Loans
Signings



NET ARRIVALS VS EXITS BY LEAGUE

Nº. of players



For the 5th consecutive season, all leagues have experienced a net decrease in the number of players, as teams are reducing players payroll.
Premier League had the highest net decrease

TOP 10 CLUBS WITH HIGHEST INVESTMENT IN EUROPE

Mio€



Wolfsburg tops the spending table after the signing of Schürrle. Chelsea closely follows after reinvesting income in bringing Cuadrado. 5 English teams feature in top 10

TOP EUROPEAN TEAMS INVESTMENT RANKING

Mio€



5 top European teams (Man United, PSG, Inter, Bayern Munich and FC Barcelona) did not spent any cash on transfer fees.

For Bayern and FC Barcelona it was for the 5th consecutive winter transfer window

BARÇA VS REAL MADRID WINTER SIGNINGS TRACK RECORD



Season	Players	Cost (mio€)	League Position
2005-06	-	-	1 ^o
2006-07	-	-	1 ^o
2007-08	J.M Pinto	0,4	2 ^o (-7 points)
2008-09	-	-	1 ^o
2009-10	-	-	1 ^o
2010-11	Afellay	3	1 ^o
2011-12	-	-	2 ^o (-5 points)
2012-13	-	-	1 ^o
2013-14	-	-	1 ^o
2014-15	-	-	2 ^o (-1 point)



Season	Players	Cost (mio€)	League Position
2005-06	Cicinho Cassano	5 5,5	3 ^o (-12 points)
2006-07	F.Gago G.Higuaín Marcelo	20 10 6	2 ^o (-1 point)
2007-08	-	-	1 ^o
2008-09	Huntelaar L.Diarra Faubert	20 20 Loan	3 ^o (-12 points)
2009-10	-	-	2 ^o (-5 points)
2010-11	Adebayor	Loan	2 ^o (-7 points)
2011-12	-	-	1 ^o
2012-13	Diego López	3,5	3 ^o (-18 points)
2013-14	-	-	3 ^o (- 3 points)
2014-15	Lucas Silva Ødegaard Marco Asensio	13 2,8 3,9	1 ^o

FC Barcelona has only used winter market in 2 of the last 10 windows. Real Madrid uses winter window more often (6 of 10). This year has had the higher investment since 2008-09 when signed Huntelaar and Diarra

TOP 10 TEAMS IN PLAYER SALES VALUE

Mio€

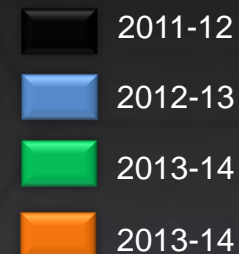


Chelsea is the main protagonist of winter window, topping sales tables for 2nd year in a row and being 2nd in the investment table.

Benfica repeats as 2nd after selling Enzo Pérez and Bernardo Silva

RANKING TOP EUROPEAN TEAMS IN PLAYER SALES

Mio€



Chelsea is the top club with highest sales activity for 2nd year. It is followed by 2 other Premier League sides Manchester City (Nastasic) and Manchester United (Zaha and Keane)

TEAMS WITH HIGHEST NUMBER OF NEW PLAYERS

Players



Number of signings table was dominated by Serie A sides (including legendary AC Milan). Granada, C.Palace and Cordoba, the only non Italian sides in the top 10

TEAMS WITH HIGHEST NUMBER OF PLAYER EXITS

Players



Italian sides released the highest number of players in Europe.
Parma leads the table with 29

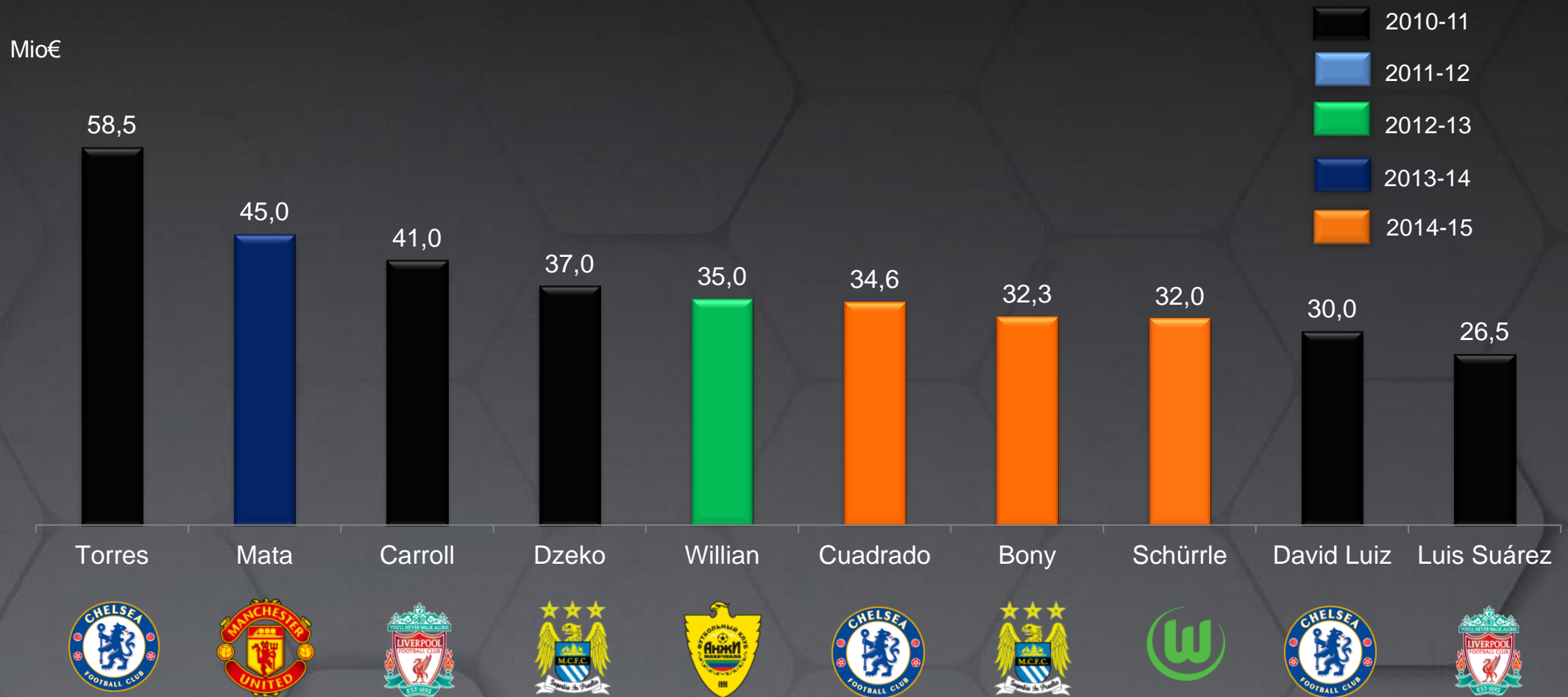
TOP 10 MOST EXPENSIVE WINTER SIGNINGS 2014/15

Mio€



Cuadrado signing by Chelsea for 34,6mio€ was the most expensive of the winter, followed by Bony and Schürrle (both 32mio€). Monaco is back to the top 10 after bringing-in Bernardo Silva

TOP 10 MOST EXPENSIVE WINTER SIGNINGS OVER THE LAST 5 YEARS



Cuadrado, Bony and Schürrle join historical top 10 of most expensive transfers in a winter window, which is still topped by Fernando Torres move to Chelsea for 58,5mio€. 7 out of 10 most expensive winter signings ever, conducted by Premier League sides

TOP 10 MOST EXPENSIVE SIGNINGS UNDER 16 IN HISTORY

Mio€



5 out of 10 most expensive signings of U16 players have been conducted by Arsenal. Walcott tops the table with 10,5mio€ spent by the gunners Arsenal in 2005/06 season

CLUB INVESTMENT RANKING 2014/15 (SUMMER + WINTER)



Manchester United was the side with highest combined investment (summer + winter) of season 2014/15 with 193mio€ followed by FC Barcelona (157) and Liverpool (149), none of them spending in winter.

1. Review Top 5 leagues

2. La Liga BBVA

VISITOR



HOME



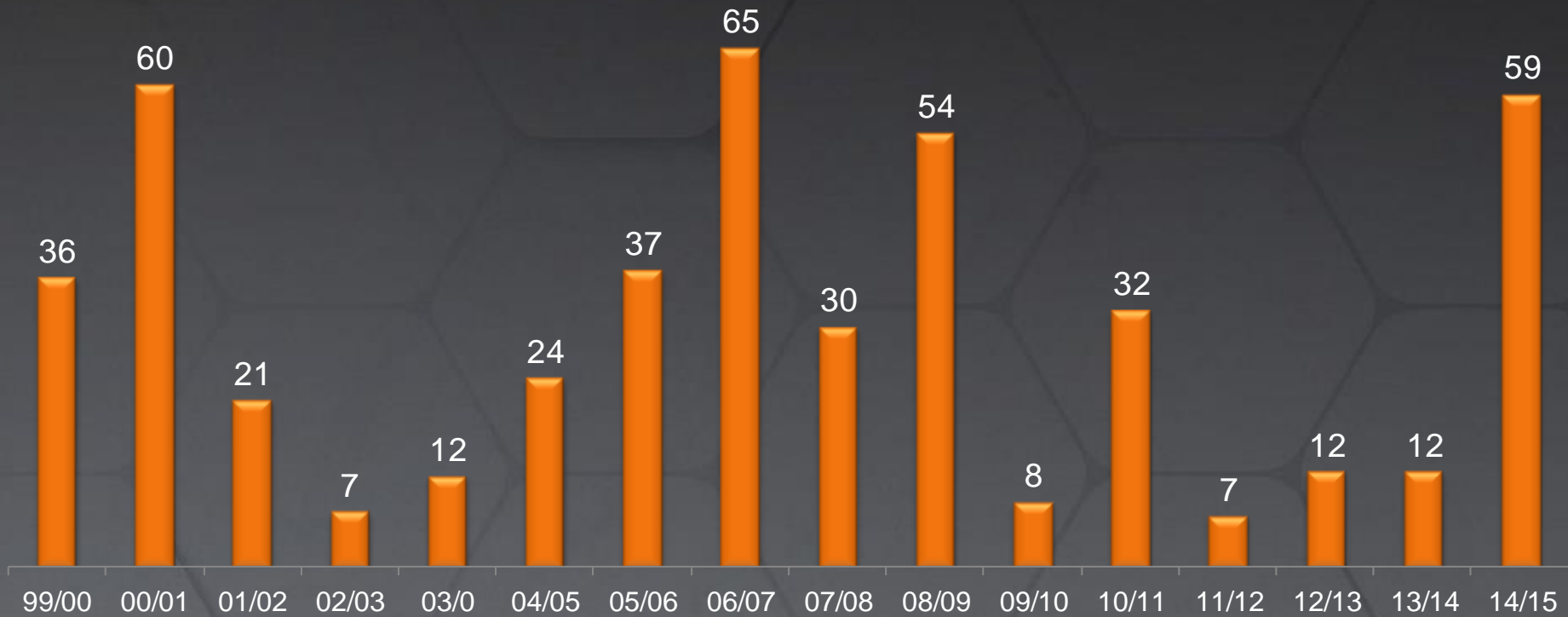
INVESTMENT IN PLAYER SIGNINGS LA LIGA

Mio€



LA LIGA PLAYER SIGNINGS INVESTMENT TRACK RECORD

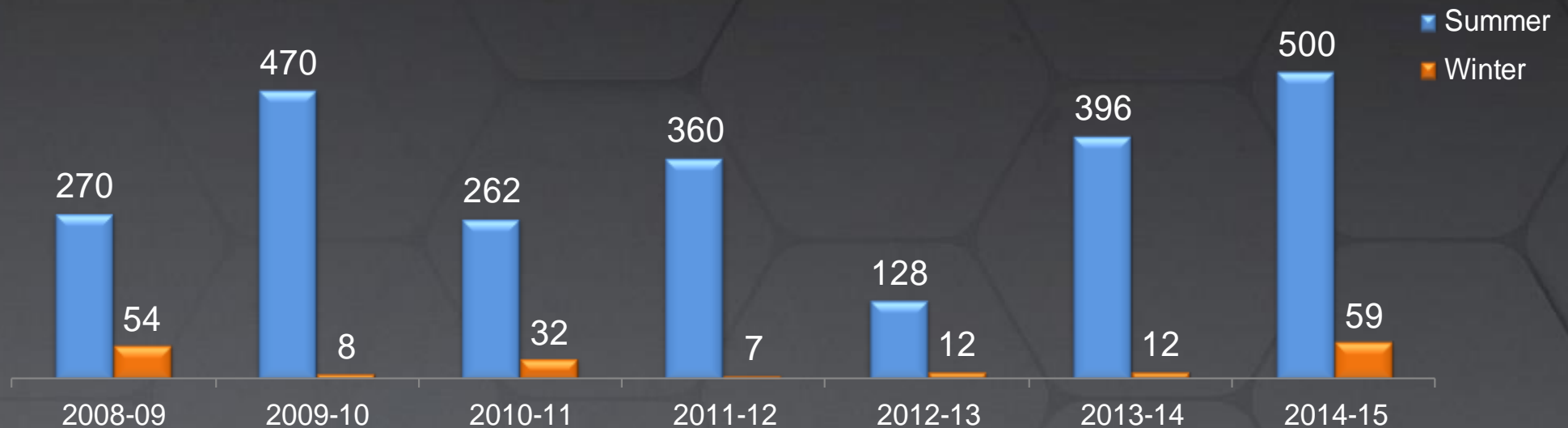
Mio€



La Liga reemerges as teams invested 59mio€ in new players in January, an expenditure 5 times bigger than previous 2 seasons and highest amount in 8 seasons

WINTER VS SUMMER TRANSFER WINDOWS- LA LIGA

Mio€



The main portion of investment of the season continues to be conducted in the summer. However, the percentage of investment in January has increased and represents 12% of the summer expenditure at La Liga

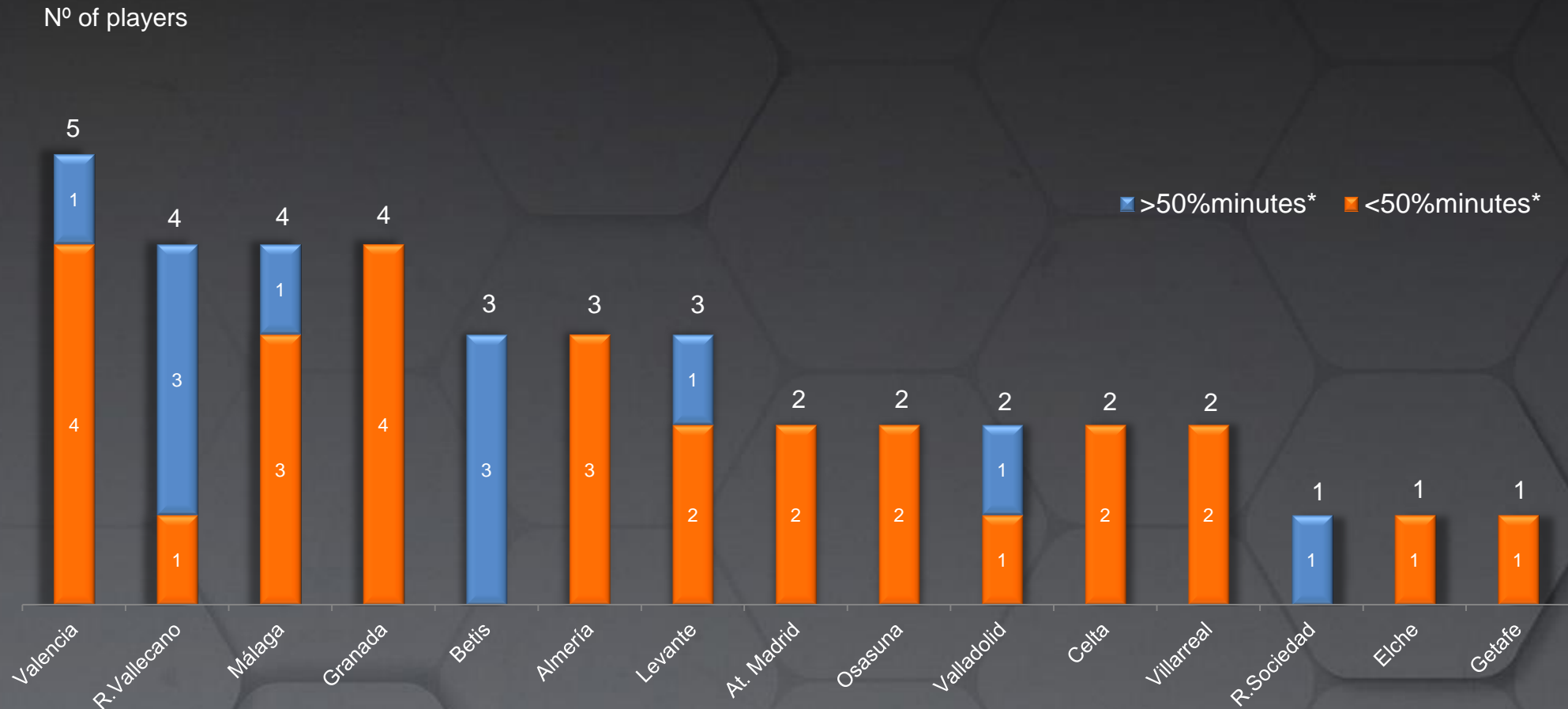
COMBINED SIGNINGS INVESTMENT SUMMER + WINTER – LA LIGA

Mio€



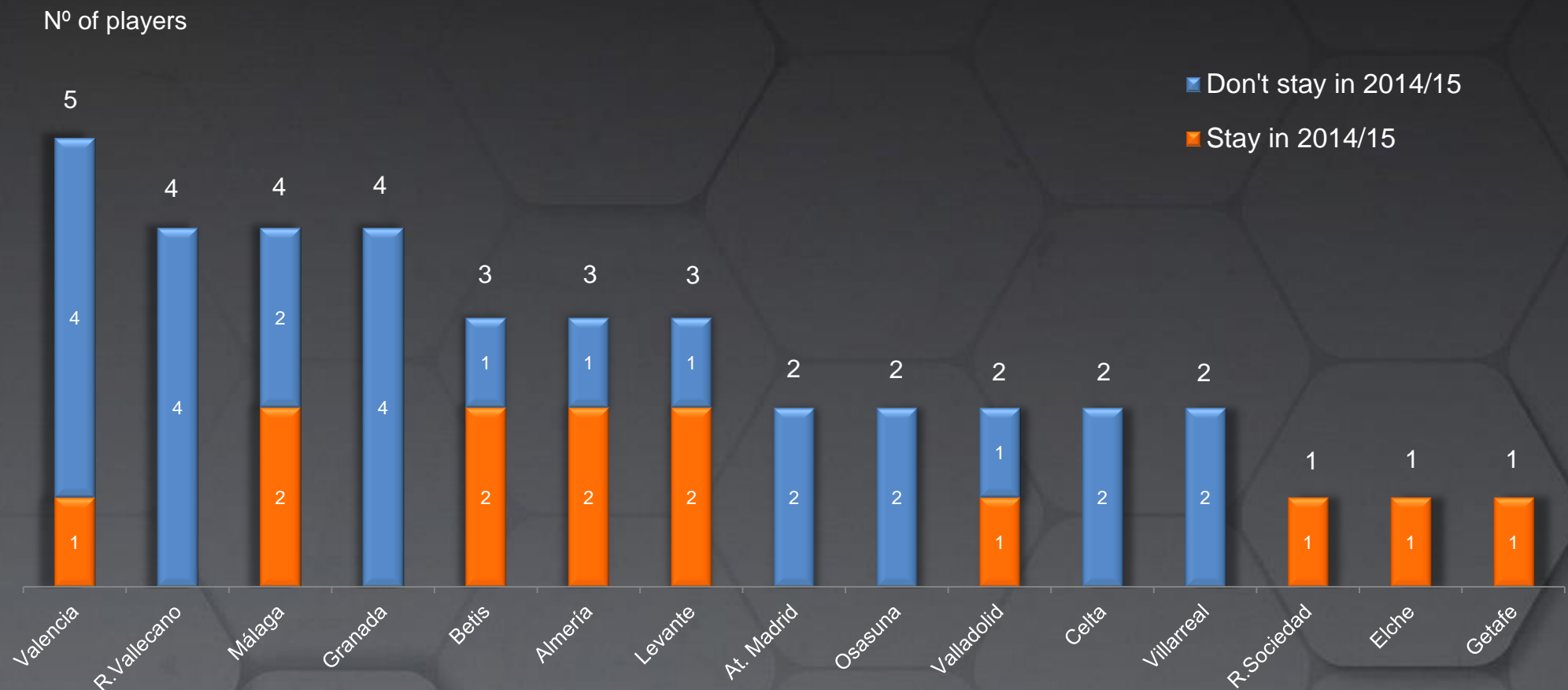
Including summer signings, Spanish clubs have spent 559mio€, up 37% vs last season, the highest amount of last 7 years and with participation of teams other than Real Madrid or FC Barcelona (Atletico and Valencia)

PARTICIPATION OF PLAYERS SIGNED IN WINTER 2013/14



Only 9 out of 39 players signed last winter participated more than half of the minutes in the games remaining to finish the season
Rayo Vallecano signings had the highest participation

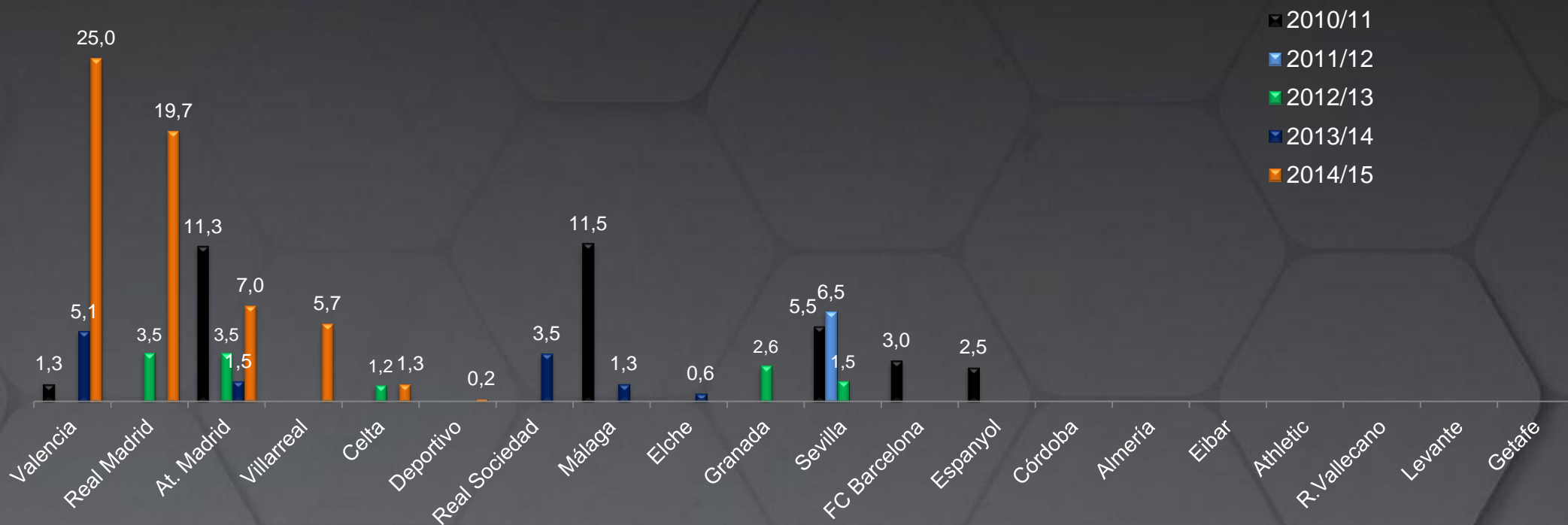
RENTABILITY WINTER BBVA PLAYERS 2013/14



Only 13 out of 39 players signed last winter stayed at their teams when season finished.
 5 of the 13 players staying at the teams played more than half of the minutes the previous season

LA LIGA INVESTMENT IN SIGNINGS BY TEAM

Mio€



Investment at La Liga was concentrated in just 5 teams –Valencia, Real Madrid, At. Madrid, Villarreal and Celta-, while the other the other 15 teams have not paid any transfer fees

ACCUMULATED 6 YEAR SPENDING OF TEAMS - LIGA BBVA

Mio€



Valencia and Atletico Madrid get confirmed as the driving forces of winter transfer window at La Liga, with a total investment of 31,4mio€ and 31,3mio€ in the last 6 years respectively. Real Madrid makes the highest investment in January since 2008/09 (Huntelaar and Diarra)

*Summer window not included

TOP 10 SIGNINGS LA LIGA WINTER 2015

Mio€



Enzo Perez is the most expensive signing of the winter at La Liga.
Real Madrid has invested 20mio€ in under 21 players

TOP 10 MOST EXPENSIVE WINTER SIGNINGS EVER – LIGA BBVA

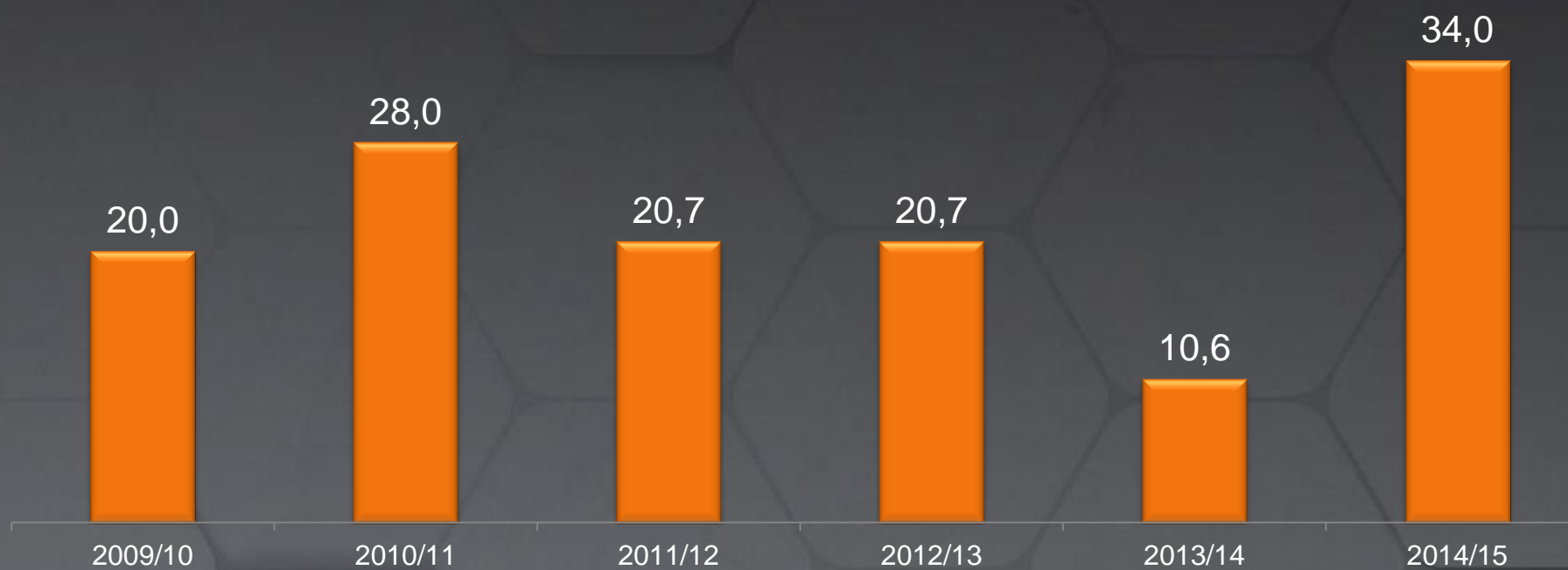
Mio€



Enzo Pérez and Lucas Silva have entered in the ranking of Top 10 most expensive winter signings ever

PLAYERS SALES VALUE LA LIGA

Mio€



NET INVESTMENT LA LIGA

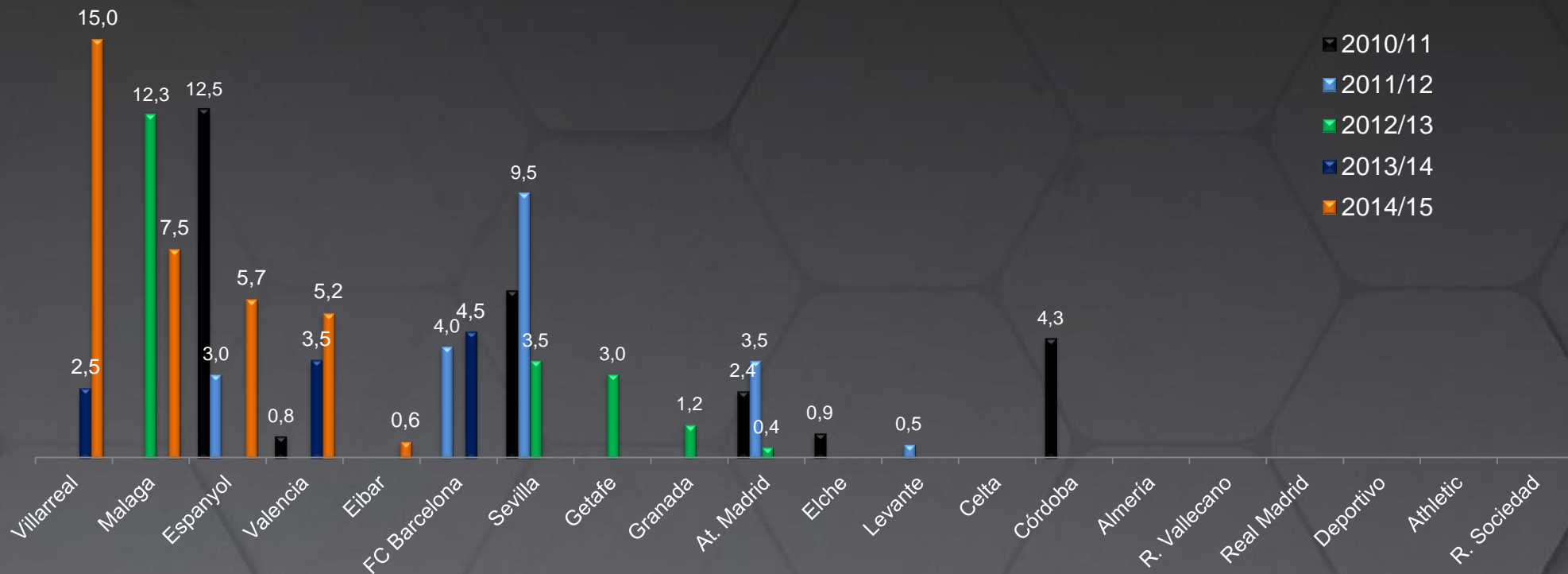
Mio€



La Liga teams are back to proper net investment in new players (25mio€, highest in 7 years), as expenditure was significantly bigger than income from player sales and despite highest income of the last 6 years

PLAYER SALES VALUE BY TEAM- LA LIGA

Mio€



Villarreal topped the list of revenues from players transfers after selling Gabriel to Arsenal for 15mio€. Málaga and Espanyol also cashed-in to balance their accounts. As much as 15 teams did not make any revenue from player sales

ACCUMULATED 6 YEAR PLAYER SALES- LIGA BBVA

Mio€



*Summer window not included

NUMBER OF SIGN-UPS LA LIGA

Nº of players

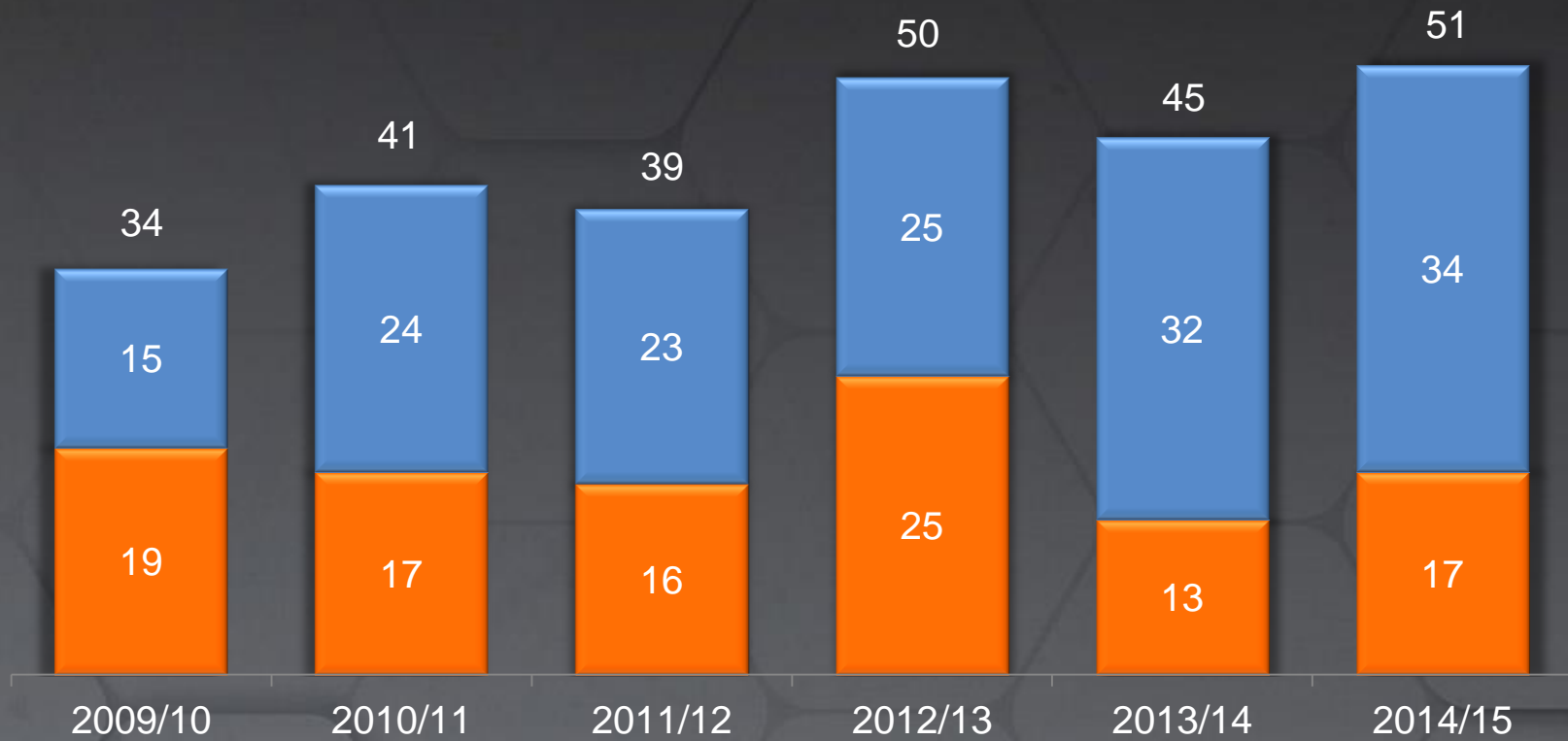


A total of 38 players were signed by La Liga sides in January, same figure as last season. Loans and free transfers are still very popular and represented almost half of the moves

NUMBER OF PLAYER EXITS- LA LIGA

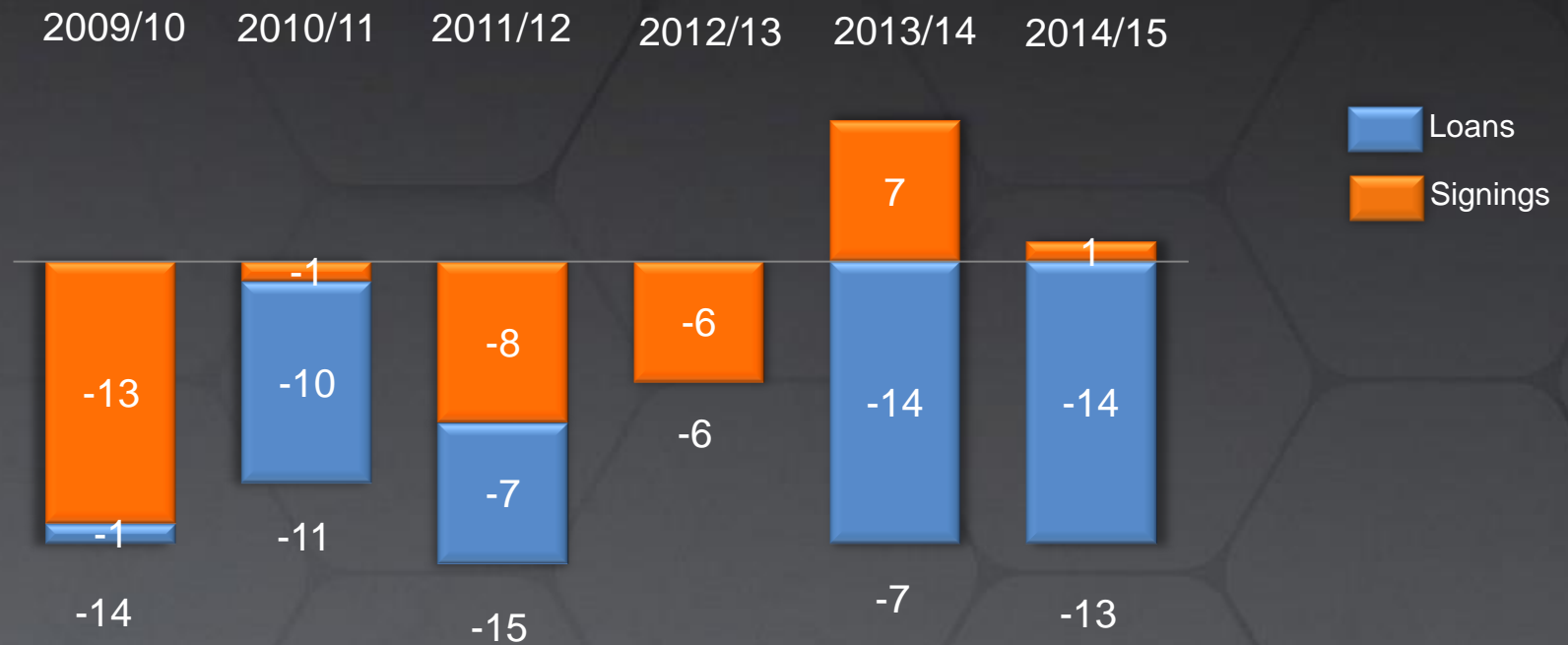
Nº of players

Loans
Signings



NET SIGN-UPS VS EXITS- LA LIGA

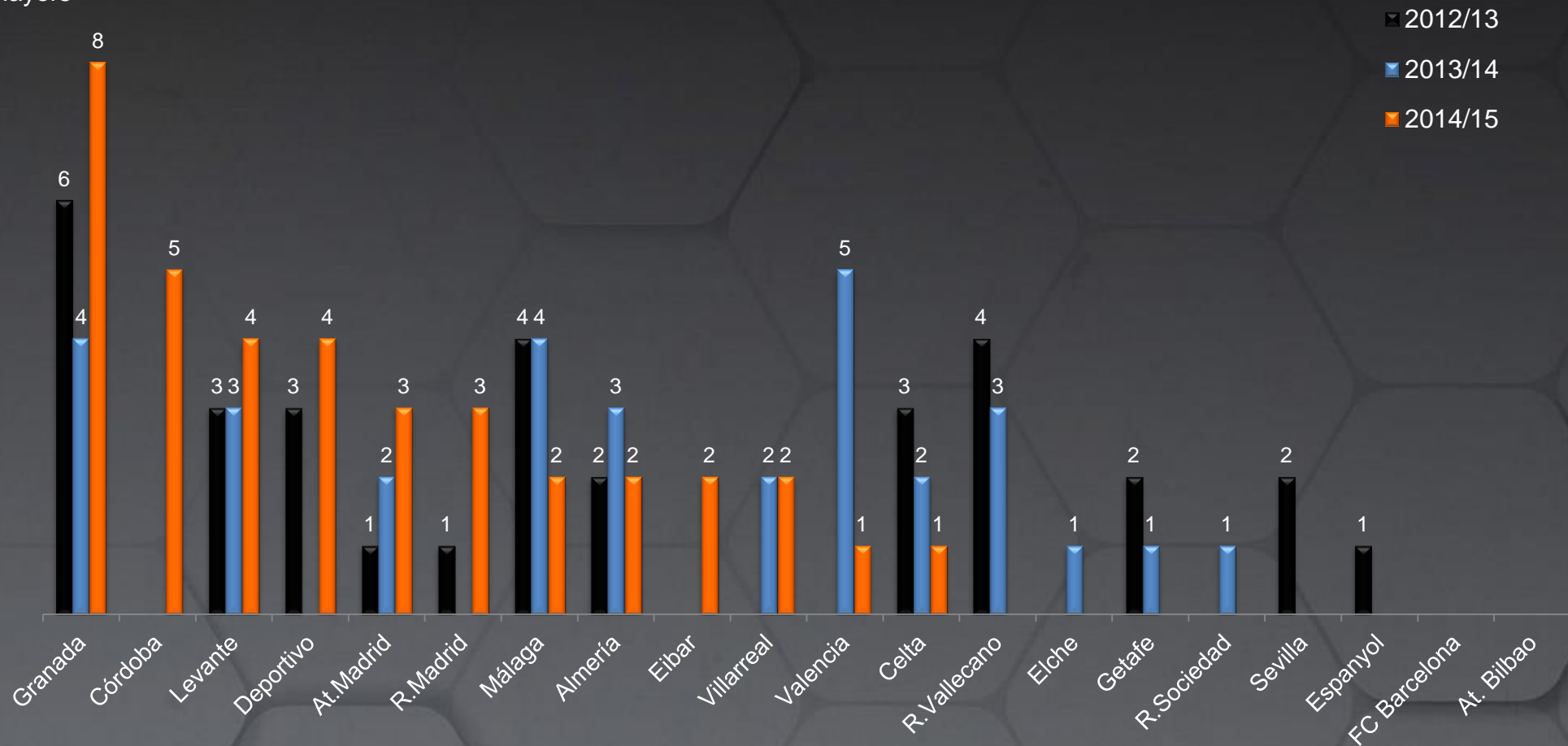
Nº of players



Just like it happened at the other top European leagues, La Liga teams took advantage of winter transfer window to reduce the number of players in their squads

SIGN-UPS BY TEAM- LA LIGA

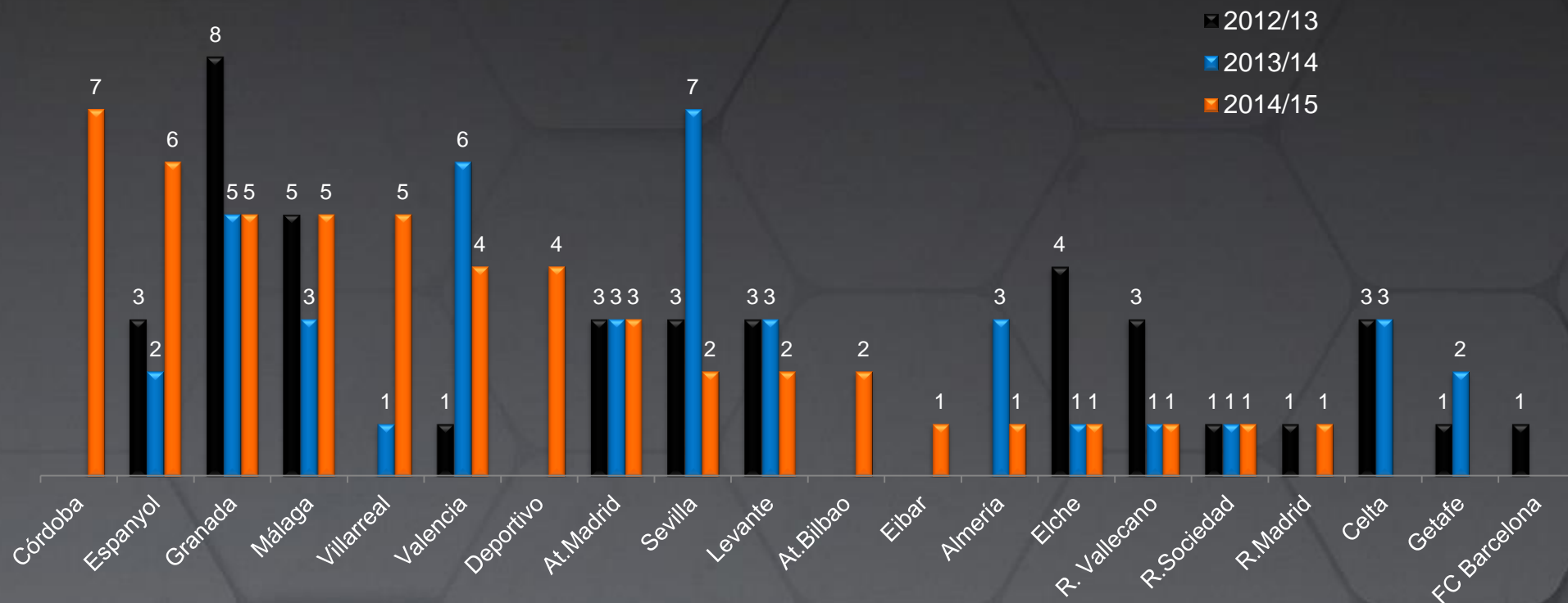
Nº of players



Granada was the most active La Liga team in January, bringing 8 new players and releasing 5. FC Barcelona (FIFA ban) and Ath Bilbao did not sign any new players for 3rd year in a row

PLAYER EXITS BY TEAM- LA LIGA

Nº of players



Espanyol was the team that most reduced players in squad, by releasing 6 players and not bringing anyone. Neither Real Madrid nor FC Barcelona released any first squad players

NET SIGN-UPS VS EXITS BY TEAM- LA LIGA

Nº of players



VISITOR



1. Technical sheet
2. Winter transfer window overview
3. La Liga on going season review
4. European football table 2014/15
5. Conclusions
6. Annexes

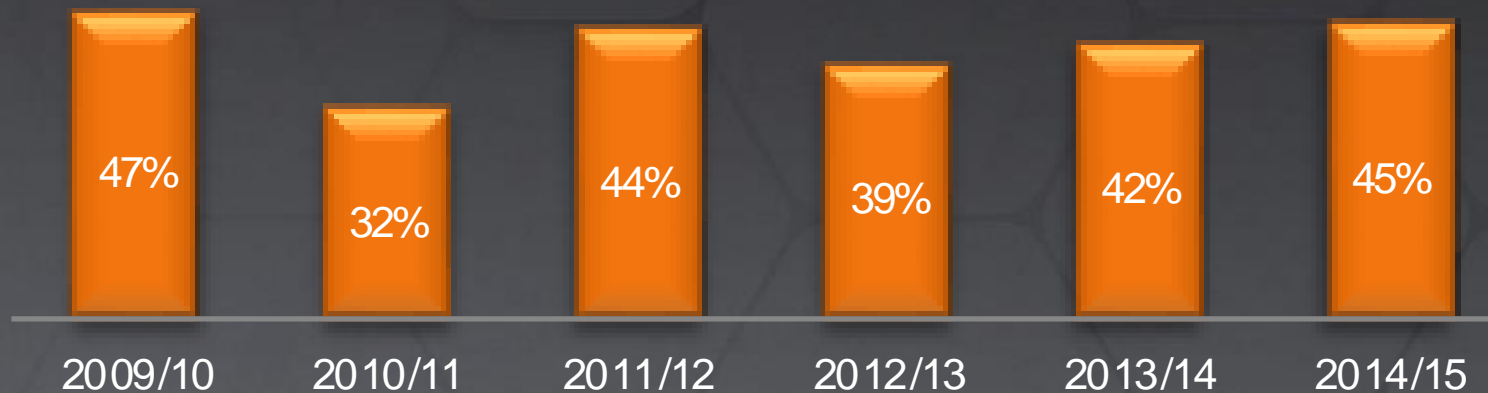
HOME





PARTICIPATION OF PLAYERS SIGNED IN SUMMER- LA LIGA

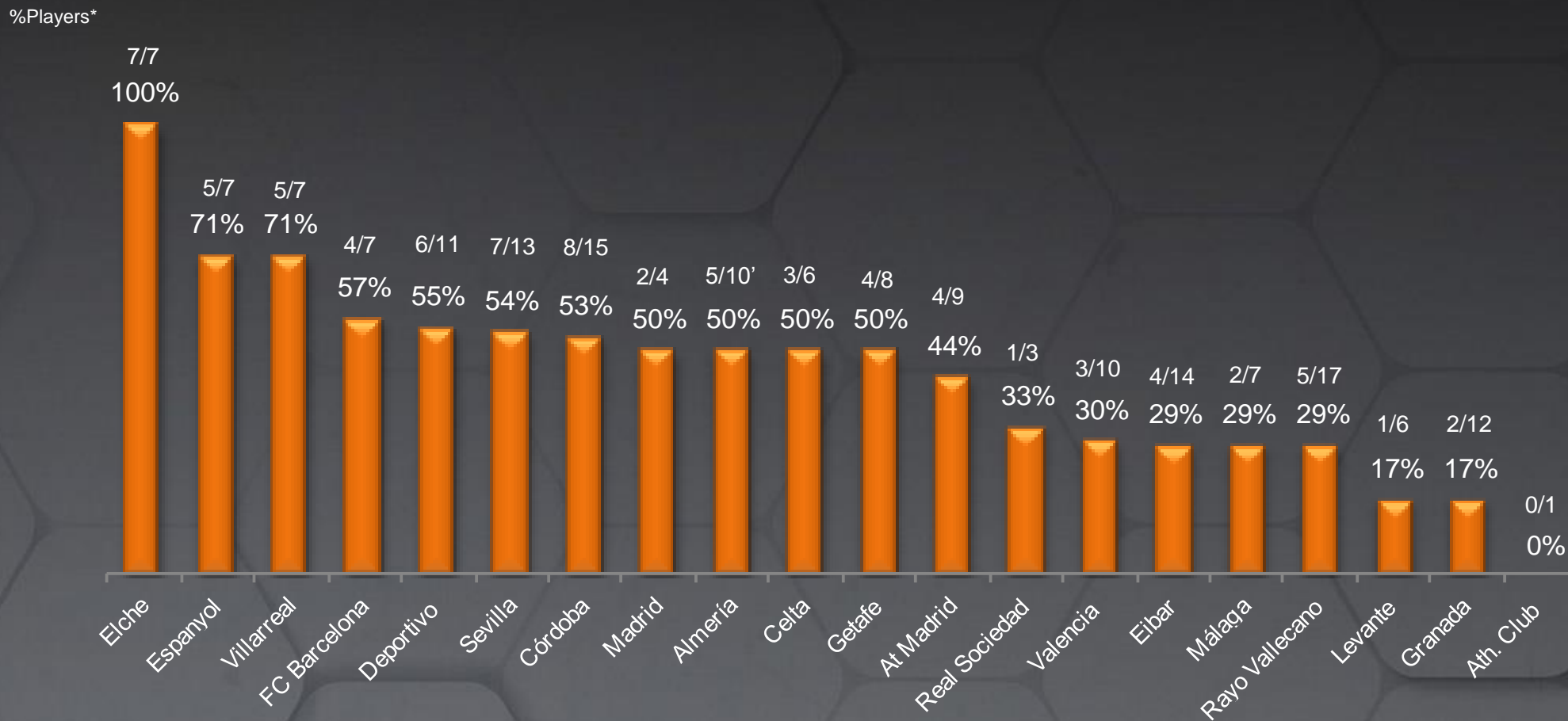
%Players*



Participation of players signed last summer has grown 3% to 45%. New players having participated in more than half of total minutes has never reached 50%

* % players signed or on loan in summer 2014-15 that played more than 50% of minutes until match day 19

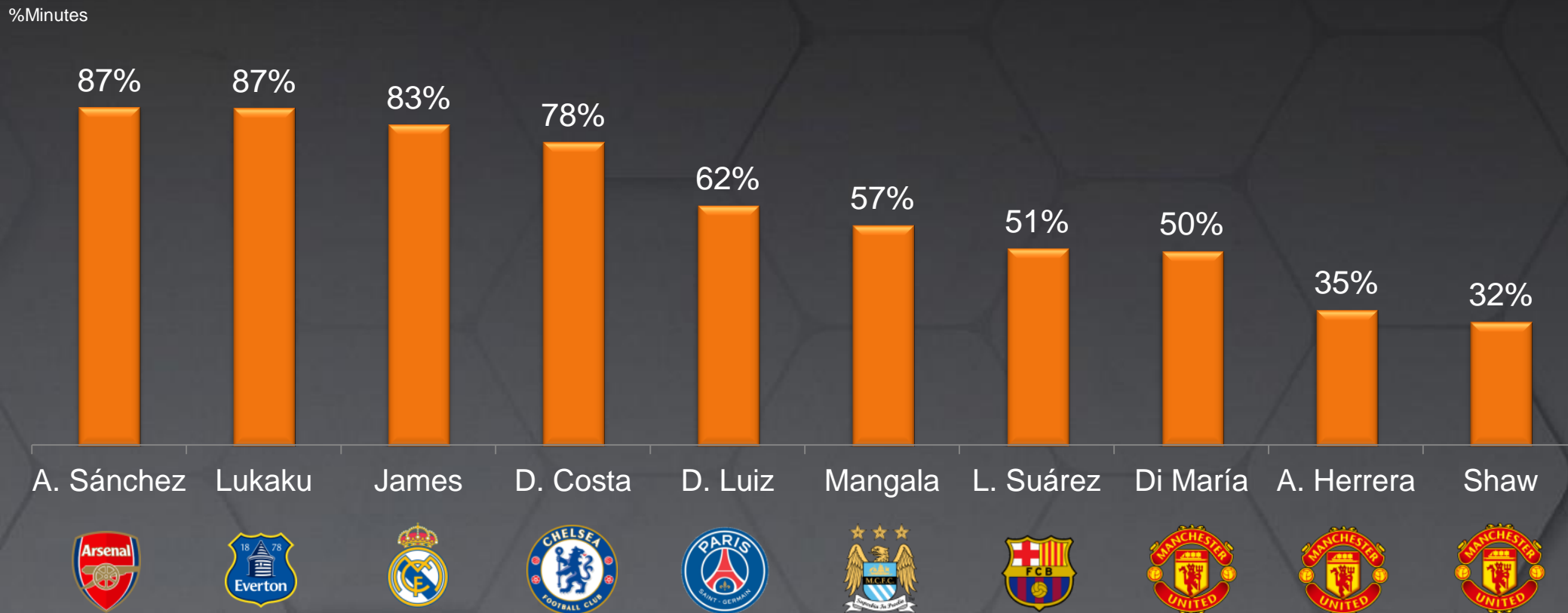
RANKING USAGE OF NEW PLAYERS 2014/15



Elche, Espanyol and Villarreal are the teams that have done better with summer player signings. On the other end: Levante, Granada and At.Bilbao

* % players signed or on loan in summer 2014-15 that played more than 50% of minutes until match day 19

PARTICIPATION OF TOP 10 EUROPEAN SIGNINGS 2014/15





A.Sánchez and Lukaku have become the most profitable players from top 10 most expensive of last summer. James and D.Costa also among most profitable. On the opposite side, A.Herrera and Shaw. Di María, the most expensive player ever in P.League, has participated in only 50% of the minutes

PARTICIPATION OF TOP 10 LA LIGA SIGNINGS 2014-15



Kroos and James played 96% and 83% of minutes respectively, being the most profitable signings from top 10 most expensive of last summer. Luis Suárez, despite FIFA's ban, has played 51% of total minutes in La Liga, which represents an 88% since the ban was lifted.

PARTICIPATION SIGNINGS SUMMER 2014/15

Club	Player	Matches played	Minutes played	% of minutes	Matches 1st 11	Goals	Cost (mio€)
	James	18	1352	83%	18	6	80
	Kroos	19	1561	96%	19	1	30
	Keylor Navas	2	180	11%	2	0	10
	Chicharito	8	170	10%	1	3	Loan
	Ter Stegen	0	0	0%	0	0	12
	Rakitic	17	1221	71%	14	3	18
	Bravo	19	1710	100%	19	0	12
	Luis Suárez	11	873	51%	10	2	81
	Mathieu	14	1135	66%	13	0	20
	Vermaelen	0	0	0%	0	0	10
	Douglas	1	72	4%	1	0	4

* minutes played until match day 19 of La Liga 2014/15

RANKING FIELD PLAYERS WITH HIGHEST PARTICIPATION

% minutes played*



Godín, Babin and Trujillo are the only La Liga players that played 100% of the minutes. For the second year in a row an injury prevented Cristiano Ronaldo from being among the most used players of La Liga

* % minutes played until match day 19 of La Liga 2014/15

RANKING TEAMS WITH HIGHEST NUMBER OF FIX PLAYERS*

Nº. of key players*

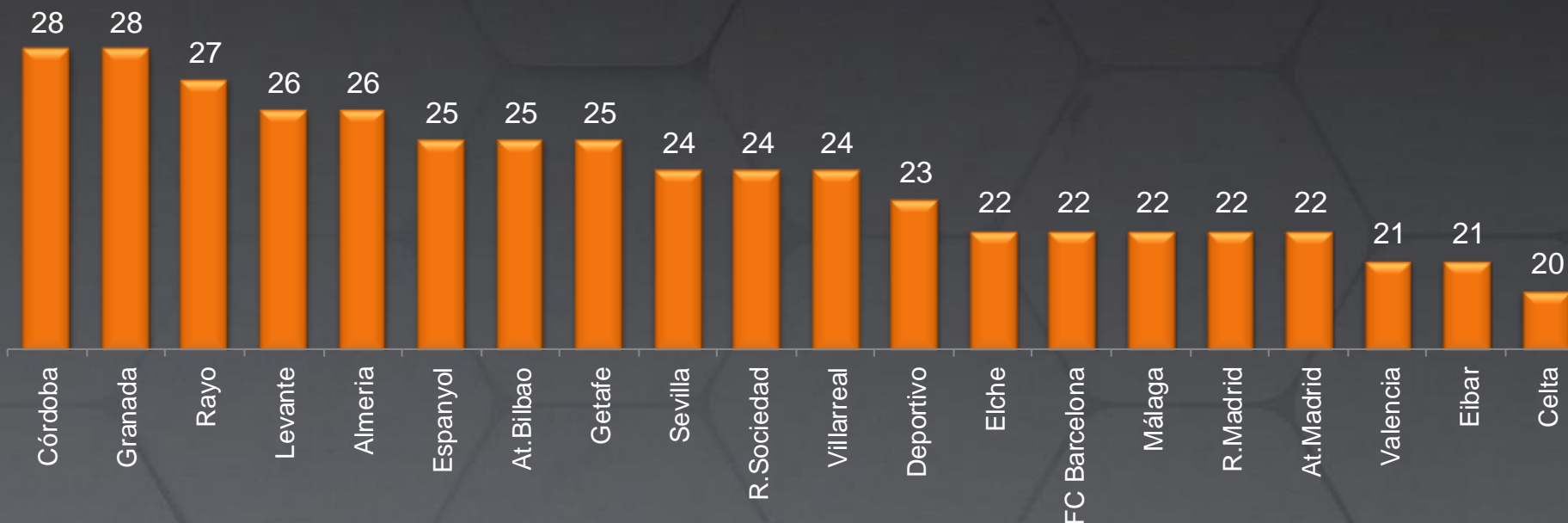


Valencia is the team with the most stable line-up: 10 of its players have participated in more than 70% of the minutes (on the other end Getafe and Levante with just 4). Real Madrid have 9 and FC Barcelona 6 (same as last season) key players respectively

* Fix players: have played more than 70% of minutes until match day 19 of La Liga 2014/15

NUMBER OF PLAYERS* FIELDDED BY TEAM

Nº. of players*



Córdoba and Granada are the teams that have fielded most different players so far (28).
On the other end, Celta only fielded 20 different players for 2nd year in a row.

* Players that participated with at least 1 minute until match day 19 of La Liga 2014/15

PARTICIPATION OF HOME GROWN PLAYERS BY TEAM

Nº. of players*



For 2nd consecutive year At. Bilbao (19) is well ahead in terms of usage of home grown players. Real Sociedad (16) and FC Barcelona (13) complete the Top 3 for the fourth year in a row. On the other end, Eibar has only used 2

PARTICIPATION OF HOME GROWN PLAYERS EUROPE

Nº. of players*



Having used 14 home grown players, O.Lyon finds itself in the first position ahead of FC Barcelona (13), which was on top for the past 5 years. M.United completes the podium with 12. Real Madrid out of the Top 3, going from 8 to 6 home grown players used

VISITOR



1. Technical sheet
2. Winter transfer window overview
3. La Liga on going season review
4. European football table 2014/15
5. Conclusions
6. Annexes

HOME



VISITOR



1. Top 5 European leagues combined

2. Top scorers and assists

HOME



POINTS ACHIEVED: TOP 10 EUROPE











	% Points achieved		Total							% of Points
			Pt	Played	W	D	L	Gf	Ga	
1	B. Munich		45	17	14	3	0	41	4	88,24
2	Real Madrid		45	18	15	0	3	62	15	83,33
3	Chelsea		46	19	14	4	1	41	14	80,70
4	Juventus		46	19	14	4	1	42	9	80,70
5	FC Barcelona		44	19	14	2	3	48	9	77,19
6	M.City		43	19	13	4	2	41	17	75,44
7	Sevilla FC		39	18	12	3	3	30	17	72,22
8	O.Marsella		41	19	13	2	4	38	17	71,93
9	At.Madrid		41	19	13	2	4	37	18	71,93
10	AS Roma		41	19	12	5	2	32	14	71,93

Table after completion of 1st half of each domestic league

RANKING % POINTS ACHIEVED LAST 6 YEARS

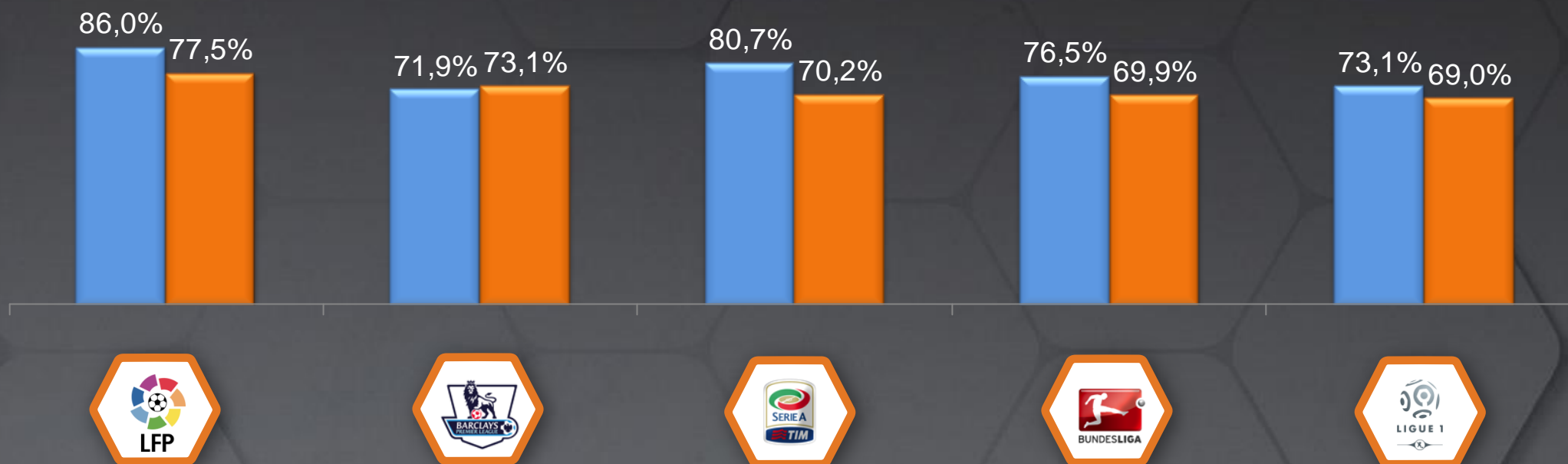
2009/10	2010/11	2011/12	2012/13	2013/14	2014/15
 86,70	 91,23	 85,96	 96,49	 92,16	 88,24
 78,30	 84,31	 78,95	 82,35	 91,23	 83,33
 77,80	 84,21	 78,95	 80,70	 87,72	 80,70
 75,00	 72,55	 77,19	 77,19	 87,72	 80,70

Table after completion of 1st half of each domestic league

AVERAGE % OF POINTS TOP 3 POSITION TABLE

% of points

2013/14
2014/15



Ligue 1 is the most competitive league so far during season 2014/15 (top 3 teams have collected 69% of the points in average).
On the opposite side, La Liga top 3 teams have collected 77% of the points

POINTS ACHIEVED: WORST 10





	% Points achieved	Total							% of Points
		Pt	Played	W	D	L	Gf	Ga	
89	Hull City 	16	19	3	7	9	18	26	28,07
90	Crystal Palace 	16	19	3	7	9	20	30	28,07
91	Burnley 	16	19	3	7	9	14	29	28,07
92	UD Almería 	16	19	4	4	11	17	30	28,07
93	Levante UD 	16	19	3	7	9	13	34	28,07
94	Caen 	15	19	3	6	10	22	32	26,32
95	Granada CF 	14	19	2	8	9	11	31	24,56
96	Leicester 	13	19	3	4	12	17	31	22,81
97	AC Cesena 	9	19	1	6	12	17	39	15,79
98	Parma 	9	19	3	1	15	18	41	15,79

Table after completion of 1st half of each domestic league

POINTS ACHIEVED AT HOME: TOP 10

	% Points achieved		Total						% of Points	
			Pt	Played	W	D	L	Gf	Ga	
1	Chelsea		27	9	9	0	0	22	3	100,00
2	B. Munich		27	9	9	0	0	27	2	100,00
3	O. Lyon		27	10	9	0	1	25	5	90,00
4	O.Marsella		27	10	9	0	1	23	7	90,00
5	FC Barcelona		24	9	8	0	1	32	4	88,89
6	Real Madrid		21	8	7	0	1	27	5	87,50
7	Wolfsburg		23	9	7	2	0	18	6	85,19
8	Juventus		23	9	7	2	0	25	5	85,19
9	M.United		25	10	8	1	1	22	7	83,33
10	At.Madrid		25	10	8	1	1	24	8	83,33

Table after completion of 1st half of each domestic league

POINTS ACHIEVED AWAY: TOP 10




	% Points achieved		Total							% of Points
			Pt	Played	W	D	L	Gf	Ga	
1	Real Madrid		24	10	8	0	2	35	10	80,00
2	M.City		23	10	7	2	1	24	10	76,67
3	Juventus		23	10	7	2	1	17	4	76,67
4	B. Munich		18	8	5	3	0	14	2	75,00
5	FC Barcelona		20	10	6	2	2	16	5	66,67
6	Chelsea		19	10	5	4	1	19	11	63,33
7	Tottenham		17	9	5	2	2	13	14	62,96
8	AS Roma		17	9	5	2	2	10	8	62,96
9	Sevilla FC		15	8	5	0	3	11	12	62,50
10	SSC Napoli		18	10	5	3	2	13	9	60,00

Table after completion of 1st half of each domestic league

AVERAGE GOALS SCORED: TOP 10

	Average goals favor		Total						Avge Gf
		Pt	Played	W	D	L	Gf	Ga	
1	Real Madrid 	45	18	15	0	3	62	15	3,44
2	FC Barcelona 	44	19	14	2	3	48	9	2,53
3	B. Munich 	45	17	14	3	0	41	4	2,41
4	Juventus 	46	19	14	4	1	42	9	2,21
5	M.City 	43	19	13	4	2	41	17	2,16
6	Chelsea 	46	19	14	4	1	41	14	2,16
7	O. Lyon 	39	19	12	3	4	40	17	2,11
8	E. Frankfurt 	23	17	6	5	6	34	34	2,00
9	O. Marsella 	41	19	13	2	4	38	17	2,00
10	At.Madrid 	41	19	13	2	4	37	18	1,95

Table after completion of 1st half of each domestic league

AVERAGE GOALS SCORED: WORST 10

	Average goals favor		Pt	Played	Total					Avge Gf
					W	D	L	Gf	Ga	
89	Córdoba CF		18	19	3	9	7	15	28	0,79
90	At.Bilbao		19	19	5	4	10	15	25	0,79
91	Burnley		16	19	3	7	9	14	29	0,74
92	Getafe CF		17	19	4	5	10	14	27	0,74
93	RC Deportivo		17	19	4	5	10	14	31	0,74
94	Chievo Verona		18	19	4	6	9	14	22	0,74
95	Levante UD		16	19	3	7	9	13	34	0,68
96	Granada CF		14	19	2	8	9	11	31	0,58
97	Aston Villa		21	19	5	6	8	11	22	0,58
98	Hamburgo		17	17	4	5	8	9	19	0,53

Table after completion of 1st half of each domestic league

AVERAGE GOALS SCORED AT HOME: TOP 10











	Average goals favor		Total						Avge Gf
		Pt	Played	W	D	L	Gf	Ga	
1	FC Barcelona 	24	9	8	0	1	32	4	3,56
2	Real Madrid 	21	8	7	0	1	27	5	3,38
3	B. Munich 	27	9	9	0	0	27	2	3,00
4	Juventus 	23	9	7	2	0	25	5	2,78
5	O. Lyon 	27	10	9	0	1	25	5	2,50
6	Chelsea 	27	9	9	0	0	22	3	2,44
7	At.Madrid 	25	10	8	1	1	24	8	2,40
8	E. Frankfurt 	14	9	4	2	3	21	20	2,33
9	Inter de Milán 	15	9	4	3	2	21	13	2,33
10	SSC Napoli 	15	9	4	3	2	21	15	2,33

Table after completion of 1st half of each domestic league

AVERAGE GOALS SCORED AWAY: TOP 10

	Average goals favor		Total						Avg Gf	
			Pt	Played	W	D	L	Gf	Ga	
1	Real Madrid		24	10	8	0	2	35	10	3,50
2	M. City		23	10	7	2	1	24	10	2,40
3	Chelsea		19	10	5	4	1	19	11	1,90
4	Wolfsburg		11	8	3	2	3	15	11	1,88
5	Genoa CFC		15	9	4	3	2	16	12	1,78
6	Stuttgart		12	9	3	3	3	16	16	1,78
7	B. Munich		18	8	5	3	0	14	2	1,75
8	Juventus		23	10	7	2	1	17	4	1,70
9	O.Marsella		14	9	4	2	3	15	10	1,67
10	West Ham		12	9	3	3	3	15	14	1,67

Table after completion of 1st half of each domestic league

AVERAGE GOALS CONCEDED: TOP 10

	Average goals against		Pt	Played	Total					Avge Ga
					W	D	L	Gf	Ga	
1	B. Munich		45	17	14	3	0	41	4	0,24
2	FC Barcelona		44	19	14	2	3	48	9	0,47
3	Juventus		46	19	14	4	1	42	9	0,47
4	Saint-Etienne		36	19	10	6	3	22	12	0,63
5	PSG		38	19	10	8	1	32	13	0,68
6	AS Roma		41	19	12	5	2	32	14	0,74
7	Chelsea		46	19	14	4	1	41	14	0,74
8	Southampton		33	19	10	3	6	32	15	0,79
9	Real Madrid		45	18	15	0	3	62	15	0,83
10	Lille		24	19	6	6	7	16	17	0,89

Table after completion of 1st half of each domestic league

AVERAGE GOALS CONCEDED: WORST 10

	Average goals against		Pt	Played	Total					Avge Ga
					W	D	L	Gf	Ga	
89	Levante UD		16	19	3	7	9	13	34	1,79
90	QPR		18	19	5	3	11	21	34	1,79
91	Elche CF		17	19	4	5	10	18	35	1,84
92	Stuttgart		17	17	4	5	8	20	32	1,88
93	Cagliari		16	19	3	7	9	25	37	1,95
94	E. Frankfurt		23	17	6	5	6	34	34	2,00
95	AC Cesena		9	19	1	6	12	17	39	2,05
96	Hertha Berlin		18	17	5	3	9	24	35	2,06
97	Parma		9	19	3	1	15	18	41	2,16
98	W. Bremen		17	17	4	5	8	26	39	2,29

Table after completion of 1st half of each domestic league

GOAL DIFFERENCE: TOP 10

	Goal Difference		Total						Goal diff	
			Pt	Played	W	D	L	Gf	Ga	
1	Real Madrid		45	18	15	0	3	62	15	47
2	FC Barcelona		44	19	14	2	3	48	9	39
3	B. Munich		45	17	14	3	0	41	4	37
4	Juventus		46	19	14	4	1	42	9	33
5	Chelsea		46	19	14	4	1	41	14	27
6	M.City		43	19	13	4	2	41	17	24
7	O. Lyon		39	19	12	3	4	40	17	23
8	O. Marsella		41	19	13	2	4	38	17	21
9	At.Madrid		41	19	13	2	4	37	18	19
10	PSG		38	19	10	8	1	32	13	19

Table after completion of 1st half of each domestic league

GOAL PROFITABILITY: TOP 10

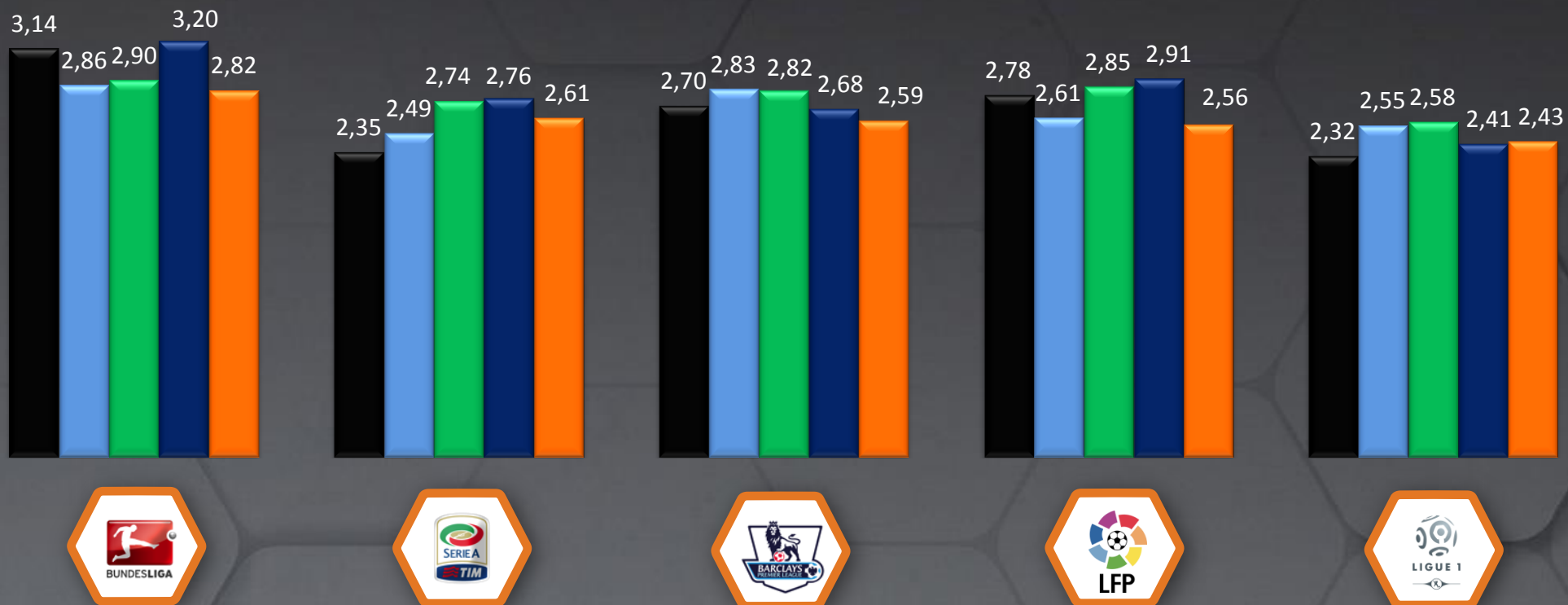
	Goal profitability		Pt	Played	Total					Goal prof
					W	D	L	Gf	Ga	
1	Aston Villa		21	19	5	6	8	11	22	1,91
2	Hamburg		17	17	4	5	8	9	19	1,89
3	Saint-Etienne		36	19	10	6	3	22	12	1,64
4	Nantes		30	19	8	6	5	19	17	1,58
5	Lille		24	19	6	6	7	16	17	1,50
6	Málaga CF		31	19	9	4	6	22	20	1,41
7	AS Monaco		32	19	9	5	5	23	18	1,39
8	Torino		22	19	5	7	7	16	21	1,38
9	Atalanta		20	19	4	8	7	15	24	1,33
10	Stade Rennais		28	19	8	4	7	21	24	1,33

Table after completion of 1st half of each domestic league

AVERAGE GOALS PER GAME BY LEAGUE

Goals / game

2010/11 2011/12 2012/13 2013/14 2014/15



Average after completion of 1st half of each league





















Team	Summer Investment (Mio€)	2013/14		2014/15	
		League position	% points	League position	% points
M.United 	196	6	59,65	3	63,16
FC Barcelona 	157	1	87,72	2	77,19
Liverpool 	149	5	53,16	8	49,12
Real Madrid 	120	3	82,46	1	83,33
At.Madrid 	105	2	87,72	3	71,93
Chelsea 	104	3	70,18	1	80,70
Arsenal 	102	1	73,68	5	57,89
Southampton 	73	9	47,37	4	57,89
M.City 	66	2	71,93	2	75,44
Valencia 	60	8	40,35	5	66,67

Table after completion of 1st half of each domestic league

SPORTING RESULTS TREND LA LIGA TEAMS WITH HIGHEST EXPENDITURE IN SUMMER 2014/15

Team	Summer Investment (Mio€)	2013/14		2014/15	
		League position	% points	League position	% points
FC Barcelona 	157	1	87,72	2	77,19
Real Madrid 	120	3	82,46	1	83,33
At.Madrid 	105	2	87,72	3	71,93
Valencia CF 	60	8	40,35	5	66,67
Sevilla FC 	21	7	52,63	4	72,22
Villarreal CF 	12	5	59,65	6	61,40
Real Sociedad 	12	6	56,14	12	33,33
Granada CF 	4	10	40,35	20	24,56
Celta Vigo 	3	15	33,33	11	36,84
RCD Espanyol 	2	12	38,60	9	40,35

VISITOR



1. Top 5 European leagues combined

2. Top scorers and assists

HOME



TOP SCORERS TOP 5 EUROPEAN LEAGUES 2014/15


C.Ronaldo	28
Messi	19
Neymar	12
Bacca	11
Bale	9
Benzema	8
Jonathas	8
Vietto	8
Mandzukic	8
Griezman	8

Agüero	14
D.Costa	13
Austin	12
A.Sánchez	10
Cissé	9
Bony	8
Rooney	8
Van Persie	8
Pellè	8
Berahino	7
Hazard	7
Sakho	7
Eriksen	7

Tévez	13
Dybala	10
Higuaín	10
Icardi	10
Ménez	9
Callejón	9
Di Natale	8
Matri	7
Mauri	7
Djordjevic	7
Zaza	7
Gabbiadini	7
Théréau	7

A.Meier	13
Robben	10
Choupo-Moting	9
Bellarabi	8
Okazaki	8
Müller	7
Lewandowski	7
Seferovic	7
Kruse	7
Huntelaar	7
Götze	7
Joselu	7

Lacazette	18
Gignac	12
Wass	8
Diabaté	8
Ibrahimovic	8
Fekir	7
Cavani	7
Ben Yeder	7
Beauve	6
Ntep	6
Lucas	6
C.Eduardo	6
Ayew	6



TOP 10 PLAYERS BY GOAL EFFICACY

Minutes x goal



Goals scored during 1st half of each domestic league

TOP 3 GOAL EFFICACY OF LAST 5 SEASONS

Minutes x goal



Goals scored during 1st half of each domestic league

TOP ASSISTS TOP 5 EUROPEAN LEAGUES 2014/15

C.Ronaldo	9
Messi	8
Benzema	8
Cherysev	8
Koke	8
Kroos	7
James	7
L.Suárez	7
Nolito	5
Isco	5
P.Álcacer	5

Fàbregas	13
Sigurdsson	8
Baines	7
Downing	6
A.Sánchez	6
Di María	6
J.Navas	6
Oscar	5
Tadić	5
Henderson	5
Milner	5

Candeva	7
Berardi	6
Dybala	6
F.Vázquez	6
Tévez	5
Totti	5
Maccarone	5
Matri	5
Abate	5
F.Anderson	5
Valdifiori	5

K. De Bruyne	10
R. Firmino	6
Junuzovic	6
Müller	5
Baba	4
Ben-Hatira	4
Choupo-Moting	4
T.Hazard	4
Kruse	4
Maxim	4
Rode	4

Payet	8
Fekir	4
Lacazette	5
N'Jie	5
J.Ayew	4
Bauthéac	4
Y.Ferreira	4
Ferri	4
Diego	4
Thauvin	4



VISITOR



1. Technical sheet
2. Winter transfer window overview
3. La Liga on going season review
4. European football table 2014/15
5. Conclusions
6. Annexes

HOME



CONCLUSIONS STR 2015- WINTER (1 OF 4)

- ✓ Despite Financial Fair Play restrictions, winter transfers investment in Europe has still grown 34% to 385mio€, highest amount of last 4 years. Considering summer transfer window, total amount was 2,6bio€, up 7% and highest ever
- ✓ Premier League lead once again investment in Europe, more than doubling that of Bundesliga (2nd), yet flat vs previous year. European growth was driven by Bundesliga (74mio€; +224%), Serie A (62mio; +48%) and La Liga (59mio; +491%)
- ✓ Combined season investment by Premier League clubs was the highest ever, in excess of 1bio€ (+35%). La Liga (2nd) reached 559mio€, followed by SerieA (364), Bundesliga (348) and at distance Ligue 1 (166)
- ✓ All top European leagues (except France) reached record figures of player sales, as most teams (including top ones) need to sell to afford new signings. As result, Bundesliga takes over from Premier League with the highest net investment (60mio€). La Liga almost matches Premier League net investment (25 vs 30mio€ respectively)
- ✓ 219 players in total were signed at winter transfer window, down 15% vs last year (38% in Italy). Higher number of exits resulted again in less players in the squads

CONCLUSIONS STR 2015- WINTER (2 OF 4)

- ✓ Winter Transfer Window copes with the needs of the moment with a low success ratio. Only 9 out of the 39 winter signings from season 2013/14 played more than 50% of the minutes on the second half of the competition. And only 13 of them remained in their teams the following season
- ✓ Bundesliga's Wolfsburg tops spending with 35mio€ after paying 32mio€ for Chelsea's Schürrle. The blues are next after reinvesting income on Cuadrado. 5 English teams feature in European top 10
- ✓ 5 high profile teams –ManU, Bayern, FC Barcelona, PSG and Inter did not splash any cash in fees. The catalans were banned by FIFA but are not usual suspects at winter transfer window (only signed players in 2 out of last 10 winter transfer windows). Real Madrid is back with the signings of Lucas Silva and Odegaard
- ✓ Chelsea top players income table for 2nd year in a row (47,8mio€ in player sales) and after reaching its record high sales figure in the summer (94mio€). Benfica follows with 42mio€, thanks to sales of Enzo Pérez and Bernardo Silva, accounting for 115mio€ in total at season 14/15
- ✓ Cuadrado signing by Chelsea was the most expensive of the winter (35mio€), followed by Bony (Manchester City) and Schürrle (Wolfsburg), both at 32mio€. All 3 signings join top 10 of most expensive winter signings ever, which is still lead by Torres (59mio€)

CONCLUSIONS STR 2015- WINTER (3 OF 4)

- ✓ Despite now investing at winter transfer window, Manchester United, FC Barcelona and Liverpool still top season spending after investing in the summer 193, 157 and 149mio€ respectively
- ✓ La Liga reemerges with its teams investing 59mio€ in new players, almost 5 times more than previous winter and highest amount of the last 8 seasons. Including summer signings, Spanish clubs have spent 559mio€, up 37% vs last season, the highest amount of last 7 years and with participation of teams other than Real Madrid or FC Barcelona (Atletico and Valencia)
- ✓ Investment at La Liga was concentrated in just 5 teams –Valencia, Real Madrid, At. Madrid, Villarreal and Celta-, while the other the other 15 teams have not paid any transfer fees
- ✓ Enzo Perez is the most expensive signing of the winter at La Liga. Real Madrid has invested 20mio€ in under 21 players

CONCLUSIONS STR 2015- WINTER (4 OF 4)

- ✓ La Liga teams are back to proper net investment in new players (25mio€, highest in 7 years), as expenditure was significantly bigger than income from player sales (which was still the highest of the last 6 years)
- ✓ Villarreal topped the list of revenues from players transfers after selling Gabriel to Arsenal for 15mio€. Málaga and Espanyol also cashed-in to balance their accounts. As much as 15 teams did not make any revenue from player sales
- ✓ A total of 38 players were signed by La Liga sides in January, same figure as last season. Loans and free transfers are still very popular and represented almost half of the moves
- ✓ Granada was the most active La Liga team in January, bringing 8 new players and releasing 5. FC Barcelona (FIFA ban) and Ath Bilbao did not sign any new players for 3rd year in a row. Espanyol was the team that most reduced players in squad, by releasing 6 players and not bringing anyone. Neither Real Madrid nor FC Barcelona released any first squad players

SUMMARY: ON GOING SEASON REVIEW

- ✓ Participation of players signed last summer has grown a 3% to sit on a 45%. New players having participated in more than half of total minutes has never reached 50%. Elche (7/7), Espanyol (5/7) and Villarreal (5/7) are the teams that have done better with summer player signings. On the other end: Levante, Granada and At.Bilbao

- ✓ A.Sánchez and Lukaku have become the most profitable players from top 10 most expensive of last summer. James and D.Costa also among most profitable. On the opposite side, A.Herrera and Shaw. Di María, the most expensive player ever in Premier League, has participated in only 50% of the minutes.

- ✓ Kroos and James played 96% and 83% of minutes respectively, being the most profitable signings from top 10 most expensive of last summer in La Liga. Luis Suárez, despite FIFA's ban, has played 51% of total minutes in La Liga, which represents an 88% since the ban was lifted.

- ✓ Godín, Babin and Trujillo are the only La Liga players that played 100% of the minutes. For the second year in a row injuries prevented Cristiano Ronaldo from being among the most used players of La Liga

SUMMARY: ON GOING SEASON REVIEW

- ✓ Valencia is the team with the most stable line-up: 10 of its players have participated in more than 70% of the minutes (on the other end Getafe and Levante with just 4). Real Madrid have 9 and FC Barcelona 6 (same as last season) key players respectively
-
- ✓ Córdoba and Granada are the teams that have fielded most different players so far (28). On the other end, Celta only fielded 20 different players for 2nd year in a row. For 2nd consecutive year At. Bilbao (19) is well ahead in terms of usage of home grown players. Real Sociedad (16) and FC Barcelona (13) complete the Top 3 for the fourth year in a row. On the other end, Eibar has only used 2
-
- ✓ Having used 14 home grown players, O.Lyon finds itself in the first position ahead of FC Barcelona (13), which was on top for the past 5 years. M.United completes the podium with 12. Real Madrid out of the Top 3, going from 8 to 6 home grown players used

SUMMARY- EUROPEAN FOOTBALL TABLE 2014/15

- ✓ Guardiola's Bayern leads European football table for the second consecutive year, having earned an 88,24% of the total points. Madrid is to follow (83,33%), joining the European Top 4 after a 2 year absence. For the first time in 5 years, Barcelona (77,19%) is not within the 4 best teams in Europe and obtains the worst result since 06/07. With an 80,70% of the points earned Chelsea sits on the 3rd position, matching the best result for an English team in the last 5 years.
- ✓ Bayern Munich and Chelsea are the only two teams that have won all home games. Real Madrid is the best team playing away, with 80,0% points rate during first half of the league
- ✓ Real Madrid is also leading the European table in terms of goals (3,44 per game in overall average), goals scored away (average of 3,50) and overall goal difference (+47). On the other hand, FC Barcelona is the top scorer team at home 3,56 goals per game in average
- ✓ Bayern Munich has the best defense of the last 5 years in Europe, having conceded an average of just 0,24 goals per game, followed by Barça and Juventus both with 0,47

SUMMARY- EUROPEAN FOOTBALL TABLE 2014/15

- ✓ Parma (Serie A), Cesena (Serie A) and Leicester (Premier League) are the worst teams in Europe

- ✓ Aston Vila (1,91 points per goal in average), Hamburgo (1,89) and Saint-Etienne (1,64) are the teams with best goal profitability in Europe

- ✓ For the 1st time in 3 years La Liga BBVA has seen the goals per game average decrease (2,85 in 2012/13 2,91 in 2013/14 and 2,56 in 2014/15) The worst average in the last 5 years

- ✓ Despite a general decrease in % of goals scored per game, Bundesliga (2,82) maintains its status as Europe's most efficient league for the 5th consecutive year. Serie A (2,61) is 2nd and La Liga (2,56) loses 2 positions to be 4th. Premier League (2,59) experiences a position improvement despite seeing how efficiency decreases for the second consecutive year

- ✓ Investment in new players brought better pitch performance, as 6 of the top 10 spending sides of the summer in Spain have improved their points rate. Real Madrid shows the best improvement while FC Barcelona and At.Madrid, after making the biggest investment in their history, haven't been able to improve last season's results.

SUMMARY- EUROPEAN FOOTBALL TABLE 2014/15

- ✓ Cristiano Ronaldo is Europe's top goal scorer with 28 goals, matching the all time La Liga record of goals scored in the first half of the season set by Messi. The Portuguese achieved the best goals efficacy in Europe by scoring a goal every 54 minutes, beating Messi's record ratio from 2012/13 season (scoring every 59 minutes)

- ✓ Despite being on the podium of the most efficient players in Europe during 3 years (2 of them in 1st position), Leo Messi is not in the Top 3 for second consecutive year. C.Ronaldo is followed by Cissé (70,7) and Agüero (75,1).

- ✓ Cesc Fàbregas for second year in a row is the best in Europe in terms of assists, with 13 in total, ahead of De Bruyne (10) and C.Ronaldo (9)

VISITOR



1. Technical sheet
2. Winter transfer window overview
3. La Liga on going season review
4. European football table 2014/15
5. Conclusions
6. Annexes

HOME



1. Tables

2. About Prime Time Sport

VISITOR



HOME



AVERAGE ACQUISITION COST PER PLAYER AND LEAGUE*

Mio€



* Incluye tanto jugadores fichados como cedidos

LIST OF HOME GROWN PLAYERS BY TEAM

Club	Canteranos
	Masip, Piqué, Bartra, Alba, Montoya, Busquets, Iniesta, S.Roberto, Xavi, Rafinha, Pedro, Messi
	Casillas, Fernando, Nacho, Carvajal, Arbeloa, Jesé,
	Saúl Ñíguez, Koke, Mario Suárez, Gabi, Fernando Torres
	Gayà, Alcácer, Salva Ruiz
	Reyes, Sergio Rico
	Zubikarai, I.Martínez, M.González, Ansotegi, C.Martínez, Zaldúa, Estrada, Bergara, Elustondo, R.Pardo, Zurutuza, Xabi Prieto, Aguirretxe
	Iraizoz, Herrerin, Laporte, San José, Gurpegi, Etxeita, Aurtenetxe, Iraola, Bustinaza, Iturraspe, Morán, Beñat, Unai López, Aketxe, Ibai, Susaeta, Muniain, Aduritz, Guillermo, Balenziaga, Bustinza
	Fabri, Insúa, Laure,, Bergantiños, Juan Domínguez,
	Success
	Kiko Casilla, G.Parreño, Pau López, V.Álvarez, J.López,

LIST OF HOME GROWN PLAYERS BY TEAM

Club	Canteranos
	Juan Carlos, Aitor Fernández, Jaume Costa, Gaspar, Bruno Soriano, Trigueros, Nahuel, Gerard Moreno
	Recio, Juanmi, Samu
	Álex Pérez, Arroyo
	S.Álvarez, Rubén Blanco, David Costas, Hugo Mallo, J.Castro, B.Oubiña, Álex López, Madinda, Santi Mina
	X.Irureta, Ander Capa
	José Ángel, Anaba, Álvaro Giménez, Cristian Herrera
	Juanfran, Camarasa, Iván López, Rubén, Morales
	Amaya, Nacho Martínez, Leo Baptistao, Embarba
	Fede Vico, Campabadal, Andone
	Angel Trujillo, Fran Vélez, Zongo, Azeez, Edgar Méndez

POINTS ACHIEVED AT HOME: WORST 10

	% Points achieved		Total						% of Points	
			Pt	Played	W	D	L	Gf	Ga	
89	Leicester		7	9	1	4	4	12	15	25,93
90	Köln		6	8	1	3	4	4	8	25,00
91	Chievo Verona		7	10	1	4	5	7	12	23,33
92	AS Cesena		7	10	1	4	5	10	20	23,33
93	Hull City		6	9	1	3	5	8	12	22,22
94	Cagliari		6	9	1	3	5	9	18	22,22
95	Suttgart		5	8	1	2	5	4	16	20,83
96	Parma		6	10	2	1	7	11	18	20,00
97	Caen		5	9	1	2	6	8	14	18,52
98	UD Almeria		3	9	0	3	6	6	15	11,11

Table after completion of 1st half of each domestic league

POINTS ACHIEVED AWAY: WORST 10

	% Points achieved		Total							% of Points
			Pt	Played	W	D	L	Gf	Ga	
89	W.Bremen		5	9	1	2	6	13	29	18,52
90	Real Sociedad		5	9	0	5	4	5	13	18,52
91	Espanyol		5	9	1	2	6	8	20	18,52
92	Bastia		5	9	1	2	6	5	12	18,52
93	Lille		5	9	1	2	6	4	13	18,52
94	B. Dortmund		4	9	1	1	7	9	17	14,81
95	Metz		4	10	1	1	8	3	18	13,33
96	AC Cesena		2	9	0	2	7	7	19	7,41
97	Parma		2	9	1	0	8	7	23	7,41
98	QPR		0	9	0	0	9	4	22	0,00

Table after completion of 1st half of each domestic league

AVERAGE GOALS SCORED AT HOME: WORST 10

	Average goals favor		Total						Avge Gf
		Pt	Played	W	D	L	Gf	Ga	
89	Chievo Verona 	7	10	1	4	5	7	12	0,70
90	Córdoba CF 	9	10	1	6	3	7	10	0,70
91	Burnley 	10	10	2	4	4	7	12	0,70
92	FC Empoli 	11	10	2	5	3	7	10	0,70
93	UD Almeria 	3	9	0	3	6	6	15	0,67
94	Levante UD 	9	9	2	3	4	6	18	0,67
95	Granada CF 	8	9	1	5	3	5	10	0,56
96	Suttgart 	5	8	1	2	5	4	16	0,50
97	Köln 	6	8	1	3	4	4	8	0,50
98	Getafe CF 	9	10	2	3	5	5	12	0,50

Table after completion of 1st half of each domestic league

AVERAGE GOALS SCORED AWAY: WORST 10

	Average goals favor		Pt	Played	Total					Avge Gf
					W	D	L	Gf	Ga	
89	Bastia		5	9	1	2	6	5	12	0,56
90	Atalanta		10	10	2	4	4	5	11	0,50
91	At.Bilbao		8	10	2	2	6	5	15	0,50
92	Leicester		6	10	2	0	8	5	16	0,50
93	RC Deportivo		6	9	1	3	5	4	13	0,44
94	Lille		5	9	1	2	6	4	13	0,44
95	QPR		0	9	0	0	9	4	22	0,44
96	Aston Villa		11	10	3	2	5	4	11	0,40
97	Metz		4	10	1	1	8	3	18	0,30
98	Hamburgo		6	9	1	3	5	2	11	0,22

Table after completion of 1st half of each domestic league

AVERAGE GOALS CONCEDED AT HOME: TOP 10







	Average goals against		Pt	Played	Total					Avge Ga
					W	D	L	Gf	Ga	
1	B. Munich		27	9	9	0	0	27	2	0,22
2	PSG		21	9	6	3	0	17	3	0,33
3	Chelsea		27	9	9	0	0	22	3	0,33
4	Lille		19	10	5	4	1	12	4	0,40
5	Saint-Etienne		21	10	6	3	1	14	4	0,40
6	FC Barcelona		24	9	8	0	1	32	4	0,44
7	Sevilla FC		24	10	7	3	0	19	5	0,50
8	O. Lyon		27	10	9	0	1	25	5	0,50
9	Juventus		23	9	7	2	0	25	5	0,56
10	AS Roma		24	10	7	3	0	22	6	0,60

Table after completion of 1st half of each domestic league

AVERAGE GOALS CONCEDED AT HOME: WORST 10

	Average goals against		Pt	Played	Total					Avge Ga
					W	D	L	Gf	Ga	
89	UD Almeria		3	9	0	3	6	6	15	1,67
90	Hertha Berlin		13	9	4	1	4	11	15	1,67
91	Leicester		7	9	1	4	4	12	15	1,67
92	RC Deportivo		11	10	3	2	5	10	18	1,80
93	Parma		6	10	2	1	7	11	18	1,80
94	Suttgart		5	8	1	2	5	4	16	2,00
95	Levante UD		9	9	2	3	4	6	18	2,00
96	Cagliari		6	9	1	3	5	9	18	2,00
97	AS Cesena		7	10	1	4	5	10	20	2,00
98	E. Frankfurt		14	9	4	2	3	21	20	2,22

Table after completion of 1st half of each domestic league

AVERAGE GOALS CONCEDED AWAY: TOP 10

	Average goals against		Pt	Played	Total					Avge Ga
					W	D	L	Gf	Ga	
1	B. Munich		18	8	5	3	0	14	2	0,25
2	Juventus		23	10	7	2	1	17	4	0,40
3	FC Barcelona		20	10	6	2	2	16	5	0,50
4	Borussia M.		9	8	2	3	3	7	6	0,75
5	Villarreal CF		17	10	4	5	1	14	8	0,80
6	AS Roma		17	9	5	2	2	10	8	0,89
7	Southampton		13	9	4	1	4	10	8	0,89
8	Saint-Etienne		15	9	4	3	2	8	8	0,89
9	SSC Napoli		18	10	5	3	2	13	9	0,90
10	Real Madrid		24	10	8	0	2	35	10	1,00

Table after completion of 1st half of each domestic league

AVERAGE GOALS CONCEDED AWAY: WORST 10

	Average goals favor		Pt	Played	Total					Avge Gf
					W	D	L	Gf	Ga	
89	Evian		6	10	2	0	8	9	21	2,10
90	Granada CF		6	10	1	3	6	6	21	2,10
91	AC Cesena		2	9	0	2	7	7	19	2,11
92	US Palermo		7	9	1	4	4	15	20	2,22
93	Elche CF		8	9	2	2	5	9	20	2,22
94	Espanyol		5	9	1	2	6	8	20	2,22
95	QPR		0	9	0	0	9	4	22	2,44
96	Hertha Berlin		5	8	1	2	5	13	20	2,50
97	Parma		2	9	1	0	8	7	23	2,56
98	W.Bremen		5	9	1	2	6	13	29	3,22

Table after completion of 1st half of each domestic league

GOAL DIFFERENCE: WORST 10

	Goal Difference		Pt	Played	Total					Goal diff
					W	D	L	Gf	Ga	
89	W. Bremen		17	17	4	5	8	26	39	-13
90	QPR		18	19	5	3	11	21	34	-13
91	Leicester		13	19	3	4	12	17	31	-14
92	Burnley		16	19	3	7	9	14	29	-15
93	Elche CF		17	19	4	5	10	18	35	-17
94	RC Deportivo		17	19	4	5	10	14	31	-17
95	Granada CF		14	19	2	8	9	11	31	-20
96	Levante UD		16	19	3	7	9	13	34	-21
97	AC Cesena		9	19	1	6	12	17	39	-22
98	Parma		9	19	3	1	15	18	41	-23

Table after completion of 1st half of each domestic league

GOAL DIFFERENCE AT HOME: TOP 10

	Goal Difference		Pt	Played	Total					Goal diff
					W	D	L	Gf	Ga	
1	FC Barcelona		24	9	8	0	1	32	4	28
2	B. Munich		27	9	9	0	0	27	2	25
3	Real Madrid		21	8	7	0	1	27	5	22
4	O. Lyon		27	10	9	0	1	25	5	20
5	Juventus		23	9	7	2	0	25	5	20
6	Chelsea		27	9	9	0	0	22	3	19
7	AS Roma		24	10	7	3	0	22	6	16
8	Valencia CF		25	10	8	1	1	23	7	16
9	O.Marsella		27	10	9	0	1	23	7	16
10	At.Madrid		25	10	8	1	1	24	8	16

Table after completion of 1st half of each domestic league

GOAL DIFFERENCE AT HOME: WORST 10

	Goal Difference		Pt	Played	Total					Goal diff
					W	D	L	Gf	Ga	
89	Elche CF		9	10	2	3	5	9	15	-6
90	Caen		5	9	1	2	6	8	14	-6
91	Getafe CF		9	10	2	3	5	5	12	-7
92	Parma		6	10	2	1	7	11	18	-7
93	RC Deportivo		11	10	3	2	5	10	18	-8
94	UD Almeria		3	9	0	3	6	6	15	-9
95	Cagliari		6	9	1	3	5	9	18	-9
96	AS Cesena		7	10	1	4	5	10	20	-10
97	Suttgart		5	8	1	2	5	4	16	-12
98	Levante UD		9	9	2	3	4	6	18	-12

Table after completion of 1st half of each domestic league

GOAL DIFFERENCE AWAY: TOP 10

	Goal Difference		Pt	Played	Total					Goal diff
					W	D	L	Gf	Ga	
1	Real Madrid		24	10	8	0	2	35	10	25
2	M. City		23	10	7	2	1	24	10	14
3	Juventus		23	10	7	2	1	17	4	13
4	B. Munich		18	8	5	3	0	14	2	12
5	FC Barcelona		20	10	6	2	2	16	5	11
6	Chelsea		19	10	5	4	1	19	11	8
7	Villarreal CF		17	10	4	5	1	14	8	6
8	PSG		17	10	4	5	1	15	10	5
9	Fiorentina		17	10	5	2	3	16	11	5
10	O. Marsella		14	9	4	2	3	15	10	5

Table after completion of 1st half of each domestic league

GOAL DIFFERENCE AWAY: WORST 10

	Goal Difference		Pt	Played	Total					Goal diff
					W	D	L	Gf	Ga	
89	Leicester		6	10	2	0	8	5	16	-11
90	Elche CF		8	9	2	2	5	9	20	-11
91	Evian		6	10	2	0	8	9	21	-12
92	AC Cesena		2	9	0	2	7	7	19	-12
93	Espanyol		5	9	1	2	6	8	20	-12
94	Metz		4	10	1	1	8	3	18	-15
95	Granada CF		6	10	1	3	6	6	21	-15
96	Parma		2	9	1	0	8	7	23	-16
97	W. Bremen		5	9	1	2	6	13	29	-16
98	QPR		0	9	0	0	9	4	22	-18

Table after completion of 1st half of each domestic league



TABLE LA LIGA


	Liga BBVA Table		Pt	Played	W	D	L	Gf	Ga	% of points
1	Real Madrid 		45	18	15	0	3	62	15	83,33
2	FC Barcelona 		44	19	14	2	3	48	9	77,19
3	At.Madrid 		41	19	13	2	4	37	18	71,93
4	Sevilla FC 		39	18	12	3	3	30	17	72,22
5	Valencia CF 		38	19	11	5	3	35	17	66,67
6	Villarreal CF 		35	19	10	5	4	32	17	61,40
7	Málaga CF 		31	19	9	4	6	22	20	54,39
8	SD Eibar 		27	19	7	6	6	24	25	47,37
9	Espanyol 		23	19	6	5	8	22	29	40,35
10	R.Vallecano 		23	19	7	2	10	20	33	40,35
11	Celta 		21	19	5	6	8	18	21	36,84
12	R.Sociedad 		19	19	4	7	8	19	24	33,33
13	At.Bilbao 		19	19	5	4	10	15	25	33,33
14	Córdoba CF 		18	19	3	9	7	15	28	31,58
15	Getafe CF 		17	19	4	5	10	14	27	29,82
16	Elche CF 		17	19	4	5	10	18	35	29,82
17	RC Deportivo 		17	19	4	5	10	14	31	29,82
18	UD Almería 		16	19	4	4	11	17	30	28,07
19	Levante UD 		16	19	3	7	9	13	34	28,07
20	Granada CF 		14	19	2	8	9	11	31	24,56





TABLE PREMIER LEAGUE

	Premier League Table	Pt	Played	W	D	L	Gf	Ga	% of points
1	Chelsea 	46	19	14	4	1	41	14	80,70
2	M.City 	43	19	13	4	2	41	17	75,44
3	M.United 	36	19	10	6	3	33	19	63,16
4	Southampton 	33	19	10	3	6	32	15	57,89
5	Arsenal 	33	19	9	6	4	34	23	57,89
6	Tottenham 	31	19	9	4	6	24	24	54,39
7	West Ham 	31	19	9	4	6	30	23	54,39
8	Liverpool 	28	19	8	4	7	26	25	49,12
9	Swansea 	28	19	8	4	7	24	23	49,12
10	Newcastle 	26	19	7	5	7	22	28	45,61
11	Stoke City 	25	19	7	4	8	21	23	43,86
12	Everton 	21	19	5	6	8	29	31	36,84
13	Aston Villa 	21	19	5	6	8	11	22	36,84
14	Sunderland 	20	19	3	11	5	16	27	35,09
15	QPR 	18	19	5	3	11	21	34	31,58
16	WBA 	17	19	4	5	10	18	28	29,82
17	Hull City 	16	19	3	7	9	18	26	28,07
18	Crystal Palace 	16	19	3	7	9	20	30	28,07
19	Burnley 	16	19	3	7	9	14	29	28,07
20	Leicester 	13	19	3	4	12	17	31	22,81

TABLE SERIE A

	Serie A Table		Pt	Played	W	D	L	Gf	Ga	% of points
1	Juventus		46	19	14	4	1	42	9	80,70
2	AS Roma		41	19	12	5	2	32	14	71,93
3	UC Sampdoria		33	19	8	9	2	25	17	57,89
4	SSC Napoli		33	19	9	6	4	34	24	57,89
5	Lazio		31	19	9	4	6	33	22	54,39
6	Fiorentina		30	19	8	6	5	27	18	52,63
7	Genoa CFC		28	19	7	7	5	27	23	49,12
8	US Palermo		26	19	6	8	5	31	31	45,61
9	Inter de Milán		26	19	6	8	5	29	25	45,61
10	AC Milan		26	19	6	8	5	27	22	45,61
11	US Sassuolo		25	19	5	10	4	23	26	43,86
12	Udinese Calcio		24	19	6	6	7	23	26	42,11
13	Torino		22	19	5	7	7	16	21	38,60
14	Hellas Verona		21	19	5	6	8	21	32	36,84
15	Atalanta		20	19	4	8	7	15	24	35,09
16	FC Empoli		19	19	3	10	6	17	23	33,33
17	Chievo Verona		18	19	4	6	9	14	22	31,58
18	Cagliari		16	19	3	7	9	25	37	28,07
19	AC Cesena		9	19	1	6	12	17	39	15,79
20	Parma		9	19	3	1	15	18	41	15,79

TABLE BUNDESLIGA

	Bundesliga Table		Pt	Played	W	D	L	Gf	Ga	% of points
1	B. Munich		45	17	14	3	0	41	4	88,24
2	Wolfsburg		34	17	10	4	3	33	17	66,67
3	B. Leverkusen		28	17	7	7	3	28	20	54,90
4	Borussia M.		27	17	7	6	4	25	16	52,94
5	Schalke 04		27	17	8	3	6	28	21	52,94
6	Augsburg		27	17	9	0	8	22	21	52,94
7	Hoffenheim		26	17	7	5	5	29	25	50,98
8	Hannover 96		24	17	7	3	7	21	26	47,06
9	E. Frankfurt		23	17	6	5	6	34	34	45,10
10	Paderborn		19	17	4	7	6	21	26	37,25
11	Köln		19	17	5	4	8	17	23	37,25
12	Mainz 05		18	17	3	9	5	19	23	35,29
13	Hertha Berlin		18	17	5	3	9	24	35	35,29
14	Hamburg		17	17	4	5	8	9	19	33,33
15	Stuttgart		17	17	4	5	8	20	32	33,33
16	W. Bremen		17	17	4	5	8	26	39	33,33
17	B. Dortmund		15	17	4	3	10	18	26	29,41
18	Freiburg		15	17	2	9	6	17	25	29,41



TABLE LIGUE 1

	Ligue 1 Table		Pt	Played	W	D	L	Gf	Ga	% of points
1	O. Marsella		41	19	13	2	4	38	17	71,93
2	O. Lyon		39	19	12	3	4	40	17	68,42
3	PSG		38	19	10	8	1	32	13	66,67
4	Saint-Etienne		36	19	10	6	3	22	12	63,16
5	AS Monaco		32	19	9	5	5	23	18	56,14
6	G. Bordeaux		31	19	9	4	6	26	27	54,39
7	Nantes		30	19	8	6	5	19	17	52,63
8	Stade Rennais		28	19	8	4	7	21	24	49,12
9	Stade Reims		28	19	8	4	7	25	30	49,12
10	Montpellier		26	19	7	5	7	21	19	45,61
11	Lille		24	19	6	6	7	16	17	42,11
12	Nice		22	19	6	4	9	21	26	38,60
13	Guingamp		22	19	7	1	11	20	31	38,60
14	Toulouse		21	19	6	3	10	22	29	36,84
15	Lorient		20	19	6	2	11	21	26	35,09
16	Lens		19	19	5	4	10	20	24	33,33
17	Metz		19	19	5	4	10	17	27	33,33
18	Evian		19	19	6	1	12	20	33	33,33
19	Bastia		18	19	4	6	9	16	23	31,58
20	Caen		15	19	3	6	10	22	32	26,32



SOCCEREX TRANSFER REVIEW 2015- WINTER WINDOW

1. Tables

2. About Prime Time Sport

VISITOR



HOME



PRIME TIME SPORT BUSINESS AREAS

PLAYER IMAGE RIGHTS

- > Sponsors recruiting
- > Media relationships
- > Social networks
- > Brand & positioning development

FOOTBALL

- > Player representation
- > International player transfers
- > Academies development
- > Friendly games

STRATEGIC CONSULTANCY

- > Club revenue development
- > Sponsorship activation for brands
- > PR & Communications
- > Sponsor recruitment for brands

CONTENT & CONFERENCES

- > Sports business newspaper reports and articles
- > Book Show Me the Money!
- > Football Transfer Review report
- > Conferences Esteve Calzada





CONTACT DETAILS

Esteve Calzada

Group CEO

esteve.calzada@primetimesport.com

blog: www.estevecalzada.com twitter: @estevecalzada

+34 669 84 24 46

+44 20 3590 7593

Bruno Batlle

General Director

bruno.batlle@primetimesport.com

+34 672 29 61 33

Luiz Rocha

Prime Time Sport Brazil

luiz.rocha@primetimesport.com

+55 31 3247 6272

Marc Valls

Prime Time Sport UK

marc.valls@primetimesport.com

+44 7450 253 050

Aleix Piqué

Content & player services manager

aleix.pique@primetimesport.com

+34 652 44 31 59